

TASC PROFILE

(TEACHER ASSESSMENT SCALE)

INDIVIDUAL

Name of the Teacher: **A. Z. Gaikwad**

Department: **Political Science**

Faculty: **Arts**

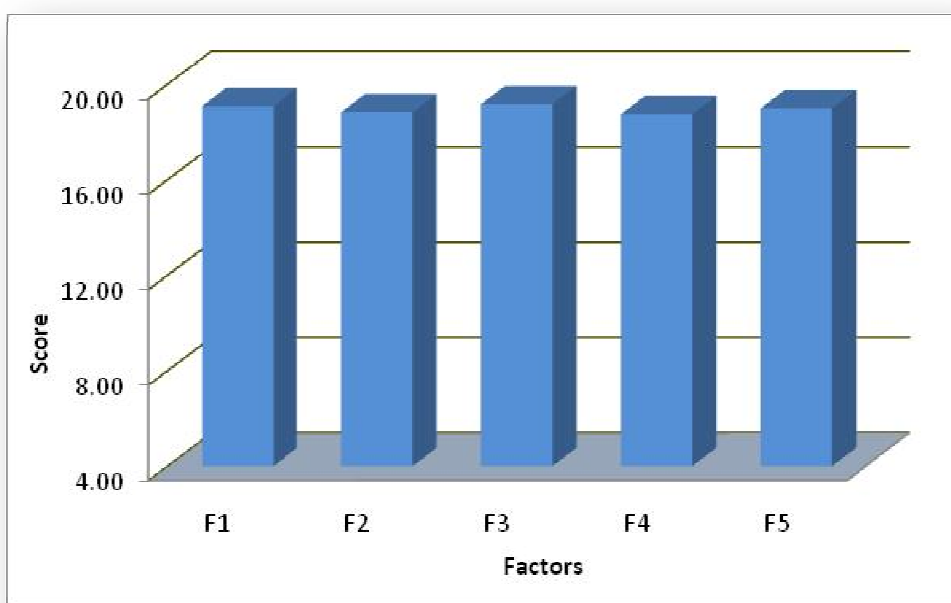
Year of Assessment: **2017-18**

Number of Students: **12**

TASC Score: **94.83**

Overall Description: **Excellent**

GRAPHICAL DISTRIBUTION OF SCORES ON THE FIVE FACTORS



Factor	Mean Score	Description	Statements covering each factor with respective Scores			
F1: Knowledge of Subject	19.08	Excellent	S1	S6	S11	S16
			4.83	4.83	4.83	4.58
F2: Classroom Teaching & Communication	18.83	Excellent	S2	S7	S12	S17
			4.83	4.58	4.67	4.75
F3: Sincerity	19.17	Excellent	S3	S8	S13	S18
			4.67	4.92	4.92	4.67
F4: Attitude towards Students	18.75	Excellent	S4	S9	S14	S19
			4.92	4.58	4.58	4.67
F5: Facilitating Overall Development of Student	19.00	Excellent	S5	S10	S15	S20
			4.92	4.58	4.75	4.75

Note: The TASC Score is out of a maximum possible 100, the Mean Score for each Factor is out of 20, and the Score for each statement (S1 to S20) is out of 5.

Your feedback/comments/academic suggestions shall be deeply appreciated and highly valued. You may contact the author by e-mail on the address: tascmaster@gmail.com

TASC PROFILE

(TEACHER ASSESSMENT SCALE)

INDIVIDUAL

Name of the Teacher: **B. R. Usare**

Department: **Geography**

Faculty: **Arts**

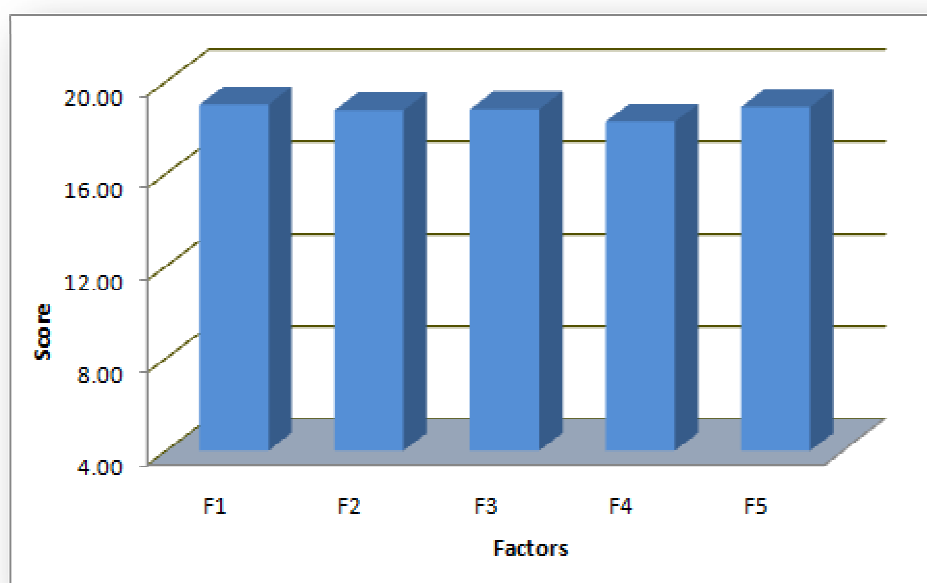
Year of Assessment: **2017-18**

Number of Students: **20**

TASC Score: **93.70**

Overall Description: **Excellent**

GRAPHICAL DISTRIBUTION OF SCORES ON THE FIVE FACTORS



Factor	Mean Score	Description	Statements covering each factor with respective Scores			
F1: Knowledge of Subject	19.00	Excellent	S1	S6	S11	S16
			4.80	4.75	4.70	4.75
F2: Classroom Teaching & Communication	18.75	Excellent	S2	S7	S12	S17
			4.75	4.70	4.65	4.65
F3: Sincerity	18.80	Excellent	S3	S8	S13	S18
			4.75	4.70	4.70	4.65
F4: Attitude towards Students	18.25	Good	S4	S9	S14	S19
			4.70	4.40	4.45	4.70
F5: Facilitating Overall Development of Student	18.90	Excellent	S5	S10	S15	S20
			4.80	4.70	4.80	4.60

Note: The TASC Score is out of a maximum possible 100, the Mean Score for each Factor is out of 20, and the Score for each statement (S1 to S20) is out of 5.

Your feedback/comments/academic suggestions shall be deeply appreciated and highly valued. You may contact the author by e-mail on the address: tascmaster@gmail.com

TASC PROFILE

(TEACHER ASSESSMENT SCALE)

INDIVIDUAL

Name of the Teacher: **D. P. Nandagawali**

Department: **Physics**

Faculty: **Science**

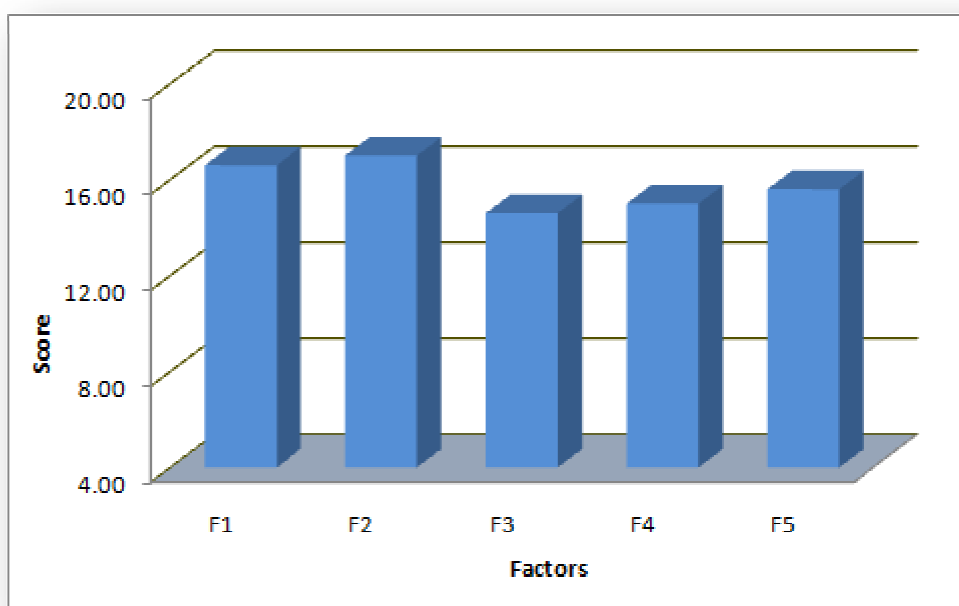
Year of Assessment: **2017-18**

Number of Students: **05**

TASC Score: **78.80**

Overall Description: **Good**

GRAPHICAL DISTRIBUTION OF SCORES ON THE FIVE FACTORS



Factor	Mean Score	Description	Statements covering each factor with respective Scores			
F1: Knowledge of Subject	16.60	Good	S1	S6	S11	S16
			4.80	4.40	3.80	3.60
F2: Classroom Teaching & Communication	17.00	Good	S2	S7	S12	S17
			4.60	4.00	4.00	4.40
F3: Sincerity	14.60	Good	S3	S8	S13	S18
			3.40	3.60	3.20	4.40
F4: Attitude towards Students	15.00	Good	S4	S9	S14	S19
			3.80	4.00	3.40	3.80
F5: Facilitating Overall Development of Student	15.60	Good	S5	S10	S15	S20
			4.00	4.20	3.80	3.60

Note: The TASC Score is out of a maximum possible 100, the Mean Score for each Factor is out of 20, and the Score for each statement (S1 to S20) is out of 5.

Your feedback/comments/academic suggestions shall be deeply appreciated and highly valued. You may contact the author by e-mail on the address: tascmaster@gmail.com

TASC PROFILE

(TEACHER ASSESSMENT SCALE)

INDIVIDUAL

Name of the Teacher: **Dr (Mrs) B. V. Patole**

Department: **History**

Faculty: **Arts**

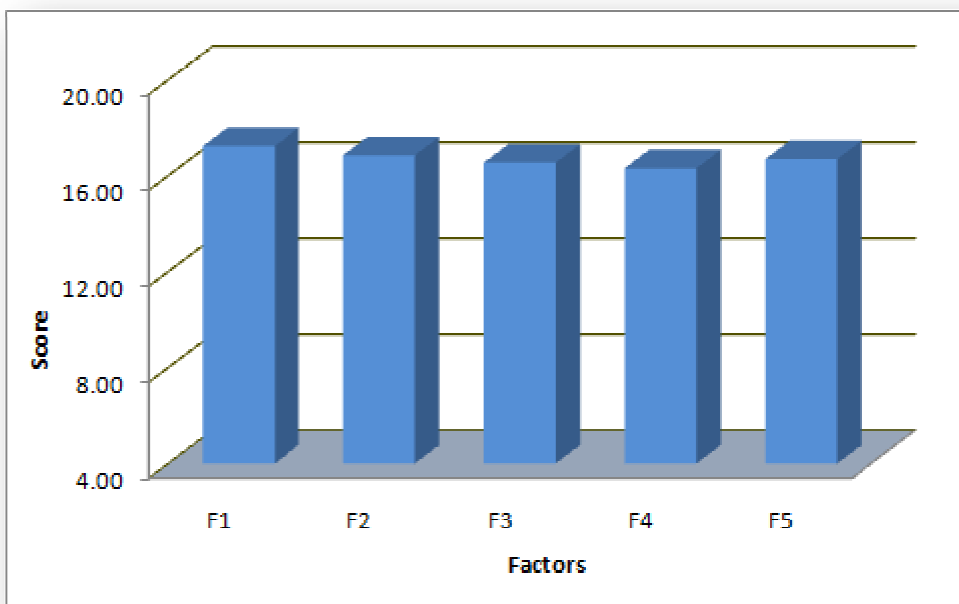
Year of Assessment: **2017-18**

Number of Students: **13**

TASC Score: **83.62**

Overall Description: **Good**

GRAPHICAL DISTRIBUTION OF SCORES ON THE FIVE FACTORS



Factor	Mean Score	Description	Statements covering each factor with respective Scores			
F1: Knowledge of Subject	17.23	Good	S1	S6	S11	S16
			4.38	4.46	4.15	4.23
F2: Classroom Teaching & Communication	16.85	Good	S2	S7	S12	S17
			4.15	4.23	4.23	4.23
F3: Sincerity	16.54	Good	S3	S8	S13	S18
			4.15	4.31	4.08	4.00
F4: Attitude towards Students	16.31	Good	S4	S9	S14	S19
			4.15	4.00	4.15	4.00
F5: Facilitating Overall Development of Student	16.69	Good	S5	S10	S15	S20
			4.15	4.23	4.23	4.08

Note: The TASC Score is out of a maximum possible 100, the Mean Score for each Factor is out of 20, and the Score for each statement (S1 to S20) is out of 5.

Your feedback/comments/academic suggestions shall be deeply appreciated and highly valued. You may contact the author by e-mail on the address: tascmaster@gmail.com

TASC PROFILE

(TEACHER ASSESSMENT SCALE)

INDIVIDUAL

Name of the Teacher: **Dr (Mrs) P.B. Sawai**

Department: **English**

Faculty: **Languages**

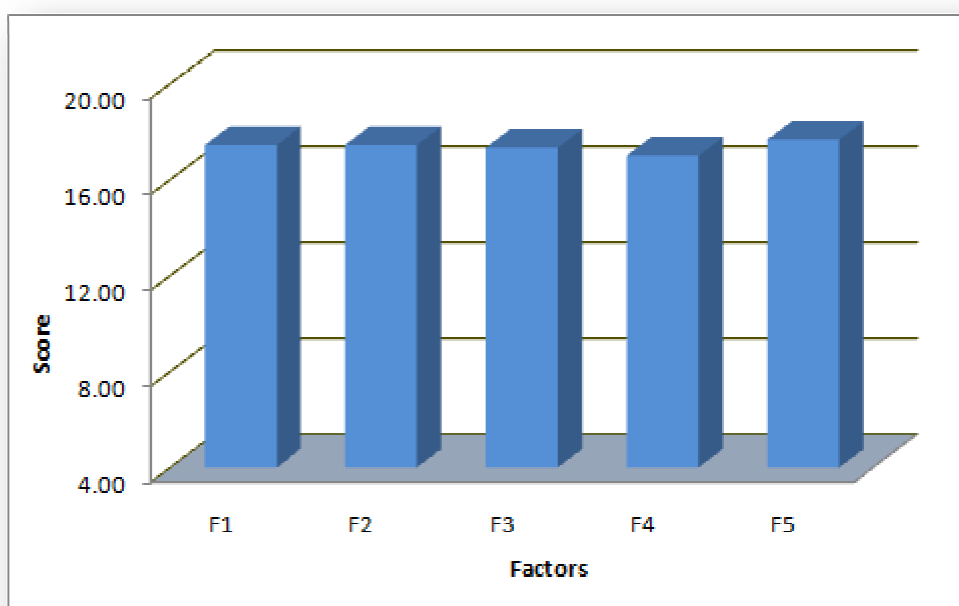
Year of Assessment: **2017-18**

Number of Students: **09**

TASC Score: **86.89**

Overall Description: **Good**

GRAPHICAL DISTRIBUTION OF SCORES ON THE FIVE FACTORS



Factor	Mean Score	Description	Statements covering each factor with respective Scores			
F1: Knowledge of Subject	17.44	Good	S1	S6	S11	S16
			4.33	4.33	4.56	4.22
F2: Classroom Teaching & Communication	17.44	Good	S2	S7	S12	S17
			4.22	4.56	4.22	4.44
F3: Sincerity	17.33	Good	S3	S8	S13	S18
			4.44	4.11	4.44	4.33
F4: Attitude towards Students	17.00	Good	S4	S9	S14	S19
			4.22	4.11	4.22	4.44
F5: Facilitating Overall Development of Student	17.67	Good	S5	S10	S15	S20
			4.44	4.44	4.44	4.33

Note: The TASC Score is out of a maximum possible 100, the Mean Score for each Factor is out of 20, and the Score for each statement (S1 to S20) is out of 5.

Your feedback/comments/academic suggestions shall be deeply appreciated and highly valued. You may contact the author by e-mail on the address: tascmaster@gmail.com

TASC PROFILE (TEACHER ASSESSMENT SCALE)

INDIVIDUAL

Name of the Teacher: **Dr (Mrs) S. R. Kolhekar**

Department: **Statistics**

Faculty: **Arts/Sci**

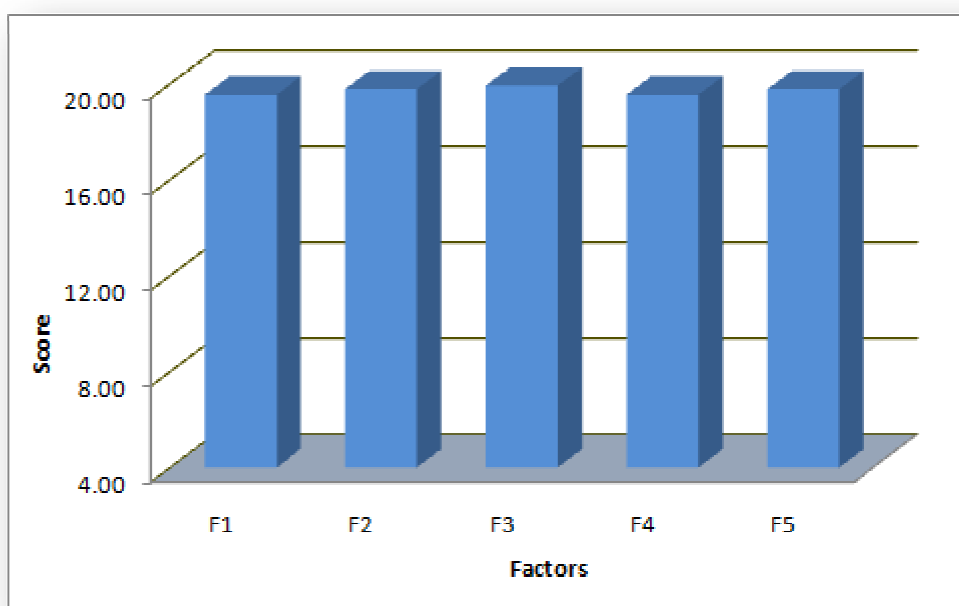
Year of Assessment: **2017-18**

Number of Students: **13**

TASC Score: **98.54**

Overall Description: **Excellent**

GRAPHICAL DISTRIBUTION OF SCORES ON THE FIVE FACTORS



Factor	Mean Score	Description	Statements covering each factor with respective Scores			
F1: Knowledge of Subject	19.54	Excellent	S1	S6	S11	S16
			5.00	4.77	4.92	4.85
F2: Classroom Teaching & Communication	19.77	Excellent	S2	S7	S12	S17
			4.92	5.00	5.00	4.85
F3: Sincerity	19.92	Excellent	S3	S8	S13	S18
			5.00	4.92	5.00	5.00
F4: Attitude towards Students	19.54	Excellent	S4	S9	S14	S19
			4.92	4.69	5.00	4.92
F5: Facilitating Overall Development of Student	19.77	Excellent	S5	S10	S15	S20
			4.92	5.00	4.85	5.00

Note: The TASC Score is out of a maximum possible 100, the Mean Score for each Factor is out of 20, and the Score for each statement (S1 to S20) is out of 5.

Your feedback/comments/academic suggestions shall be deeply appreciated and highly valued. You may contact the author by e-mail on the address: tascmaster@gmail.com

TASC PROFILE

(TEACHER ASSESSMENT SCALE)

INDIVIDUAL

Name of the Teacher: **Dr (Mrs) Seema Bodakhe**

Department: **Botany**

Faculty: **Science**

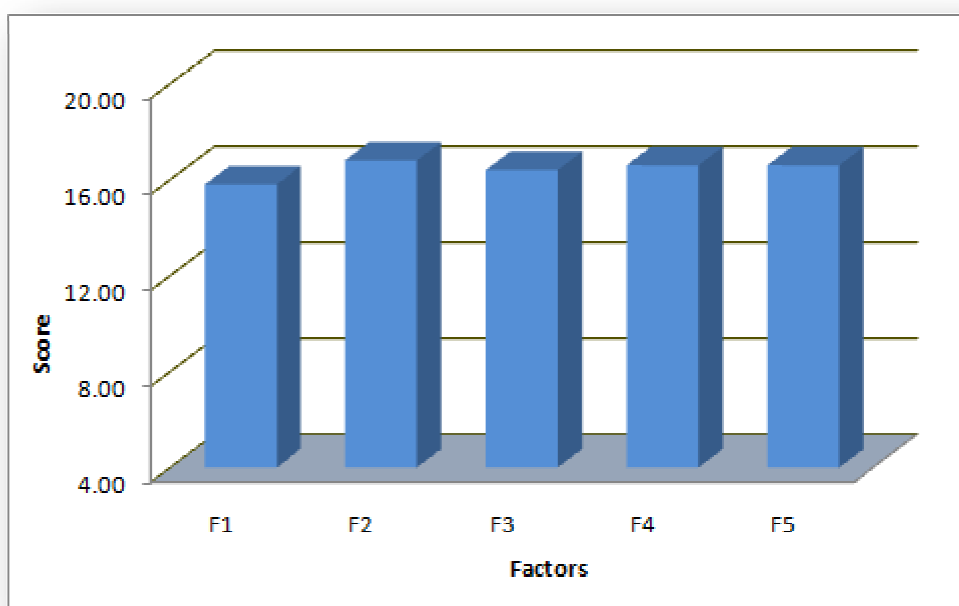
Year of Assessment: **2017-18**

Number of Students: **05**

TASC Score: **82.20**

Overall Description: **Good**

GRAPHICAL DISTRIBUTION OF SCORES ON THE FIVE FACTORS



Factor	Mean Score	Description	Statements covering each factor with respective Scores			
F1: Knowledge of Subject	15.80	Good	S1	S6	S11	S16
			4.00	3.80	4.00	4.00
F2: Classroom Teaching & Communication	16.80	Good	S2	S7	S12	S17
			3.80	4.60	4.00	4.40
F3: Sincerity	16.40	Good	S3	S8	S13	S18
			4.20	3.80	4.40	4.00
F4: Attitude towards Students	16.60	Good	S4	S9	S14	S19
			4.40	4.40	4.20	3.60
F5: Facilitating Overall Development of Student	16.60	Good	S5	S10	S15	S20
			3.80	4.60	4.00	4.20

Note: The TASC Score is out of a maximum possible 100, the Mean Score for each Factor is out of 20, and the Score for each statement (S1 to S20) is out of 5.

Your feedback/comments/academic suggestions shall be deeply appreciated and highly valued. You may contact the author by e-mail on the address: tascmaster@gmail.com

TASC PROFILE

(TEACHER ASSESSMENT SCALE)

INDIVIDUAL

Name of the Teacher: **Dr (Mrs) V.S. Deshmukh**

Department: **Music**

Faculty: **Arts**

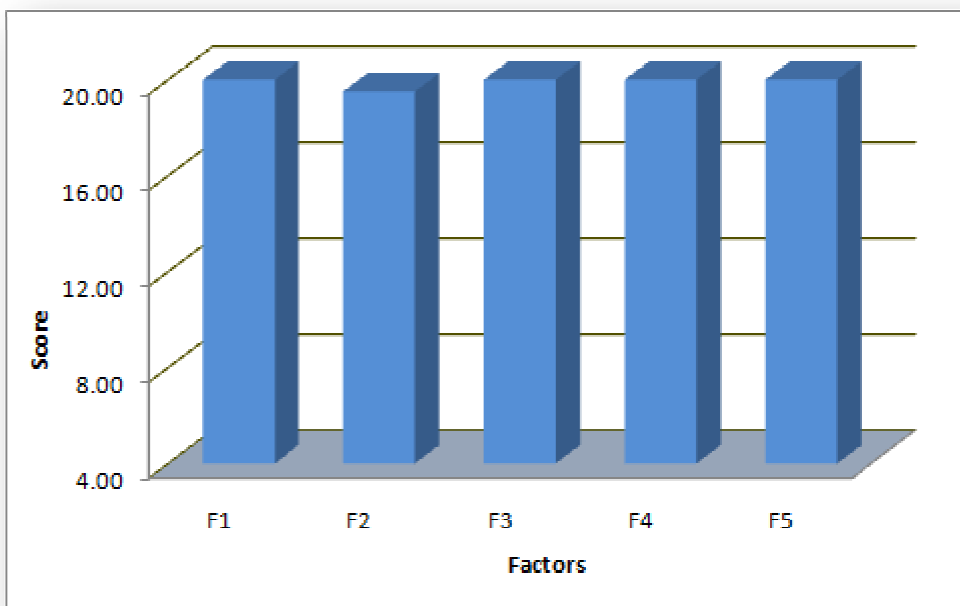
Year of Assessment: **2017-18**

Number of Students: **02**

TASC Score: **99.50**

Overall Description: **Excellent**

GRAPHICAL DISTRIBUTION OF SCORES ON THE FIVE FACTORS



Factor	Mean Score	Description	Statements covering each factor with respective Scores			
F1: Knowledge of Subject	20.00	Excellent	S1	S6	S11	S16
			5.00	5.00	5.00	5.00
F2: Classroom Teaching & Communication	19.50	Excellent	S2	S7	S12	S17
			5.00	5.00	4.50	5.00
F3: Sincerity	20.00	Excellent	S3	S8	S13	S18
			5.00	5.00	5.00	5.00
F4: Attitude towards Students	20.00	Excellent	S4	S9	S14	S19
			5.00	5.00	5.00	5.00
F5: Facilitating Overall Development of Student	20.00	Excellent	S5	S10	S15	S20
			5.00	5.00	5.00	5.00

Note: The TASC Score is out of a maximum possible 100, the Mean Score for each Factor is out of 20, and the Score for each statement (S1 to S20) is out of 5.

Your feedback/comments/academic suggestions shall be deeply appreciated and highly valued. You may contact the author by e-mail on the address: tascmaster@gmail.com

TASC PROFILE

(TEACHER ASSESSMENT SCALE)

INDIVIDUAL

Name of the Teacher: **Dr A. I. Khan**

Department: **Geography**

Faculty: **Arts**

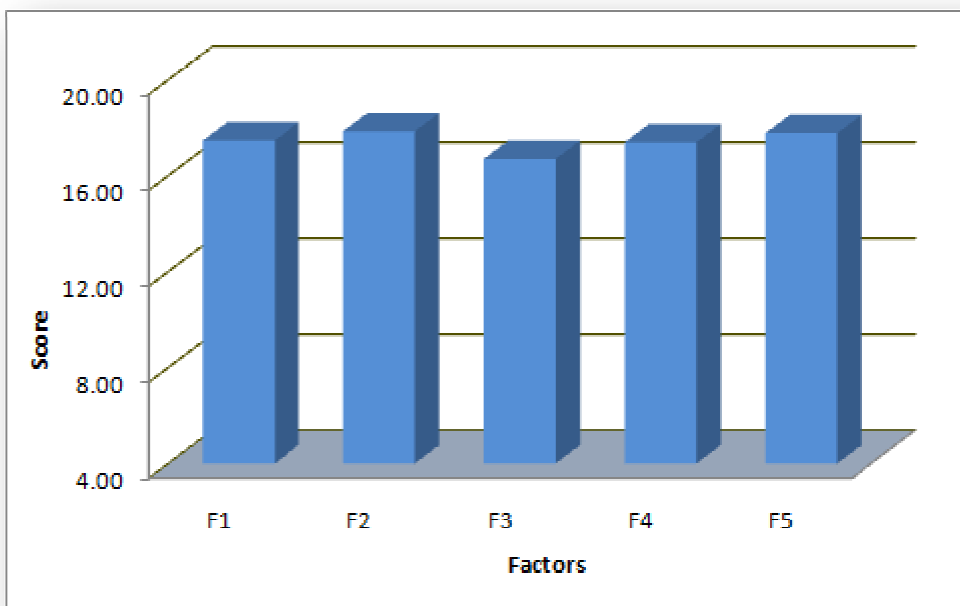
Year of Assessment: **2017-18**

Number of Students: **13**

TASC Score: **87.15**

Overall Description: **Good**

GRAPHICAL DISTRIBUTION OF SCORES ON THE FIVE FACTORS



Factor	Mean Score	Description	Statements covering each factor with respective Scores			
			S1	S6	S11	S16
F1: Knowledge of Subject	17.46	Good	S1	S6	S11	S16
			4.38	4.23	4.54	4.31
F2: Classroom Teaching & Communication	17.85	Good	S2	S7	S12	S17
			4.38	4.46	4.38	4.62
F3: Sincerity	16.69	Good	S3	S8	S13	S18
			3.92	4.08	4.38	4.31
F4: Attitude towards Students	17.38	Good	S4	S9	S14	S19
			4.54	3.92	4.46	4.46
F5: Facilitating Overall Development of Student	17.77	Good	S5	S10	S15	S20
			4.38	4.62	4.46	4.31

Note: The TASC Score is out of a maximum possible 100, the Mean Score for each Factor is out of 20, and the Score for each statement (S1 to S20) is out of 5.

Your feedback/comments/academic suggestions shall be deeply appreciated and highly valued. You may contact the author by e-mail on the address: tascmaster@gmail.com

TASC PROFILE

(TEACHER ASSESSMENT SCALE)

INDIVIDUAL

Name of the Teacher: **Dr A. R. Nisal**

Department: **Home Science**

Faculty: **Arts**

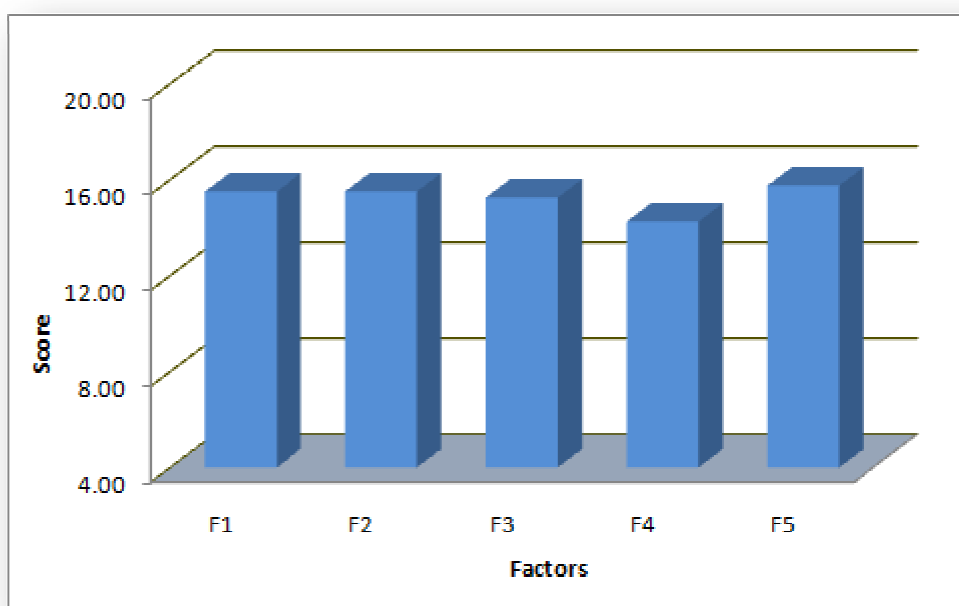
Year of Assessment: **2017-18**

Number of Students: **04**

TASC Score: **76.25**

Overall Description: **Good**

GRAPHICAL DISTRIBUTION OF SCORES ON THE FIVE FACTORS



Factor	Mean Score	Description	Statements covering each factor with respective Scores			
F1: Knowledge of Subject	15.50	Good	S1	S6	S11	S16
			4.50	3.25	4.00	3.75
F2: Classroom Teaching & Communication	15.50	Good	S2	S7	S12	S17
			4.00	3.75	4.00	3.75
F3: Sincerity	15.25	Good	S3	S8	S13	S18
			4.00	3.75	3.75	3.75
F4: Attitude towards Students	14.25	Average	S4	S9	S14	S19
			2.75	3.50	4.00	4.00
F5: Facilitating Overall Development of Student	15.75	Good	S5	S10	S15	S20
			3.75	4.00	4.00	4.00

Note: The TASC Score is out of a maximum possible 100, the Mean Score for each Factor is out of 20, and the Score for each statement (S1 to S20) is out of 5.

Your feedback/comments/academic suggestions shall be deeply appreciated and highly valued. You may contact the author by e-mail on the address: tascmaster@gmail.com

TASC PROFILE

(TEACHER ASSESSMENT SCALE)

INDIVIDUAL

Name of the Teacher: **Dr Attar Rabbani**

Department: **Political Science**

Faculty: **Arts**

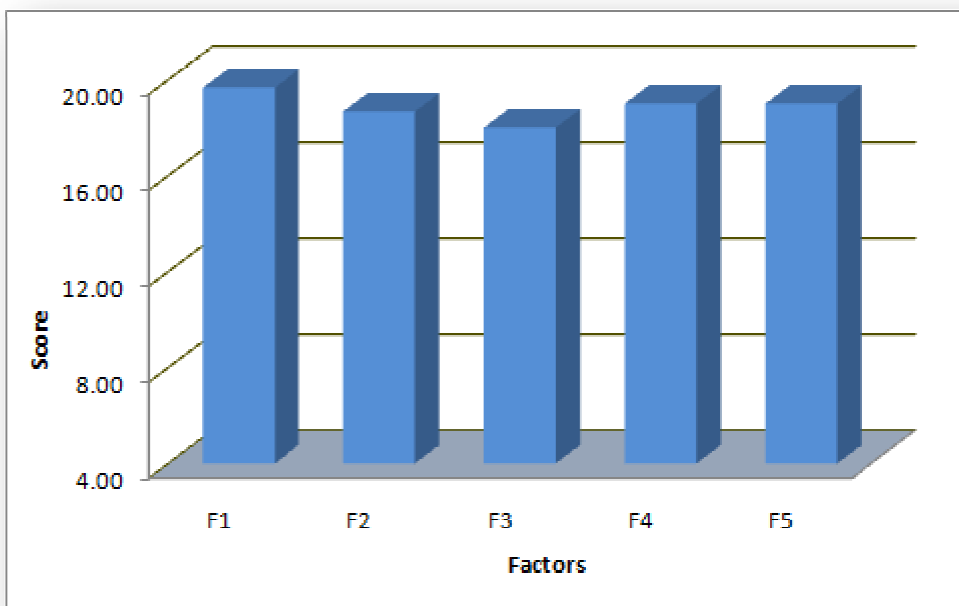
Year of Assessment: **2017-18**

Number of Students: **03**

TASC Score: **94.33**

Overall Description: **Excellent**

GRAPHICAL DISTRIBUTION OF SCORES ON THE FIVE FACTORS



Factor	Mean Score	Description	Statements covering each factor with respective Scores			
F1: Knowledge of Subject	19.67	Excellent	S1	S6	S11	S16
			5.00	5.00	5.00	4.67
F2: Classroom Teaching & Communication	18.67	Excellent	S2	S7	S12	S17
			4.67	4.67	4.33	5.00
F3: Sincerity	18.00	Excellent	S3	S8	S13	S18
			4.33	4.33	4.33	5.00
F4: Attitude towards Students	19.00	Excellent	S4	S9	S14	S19
			5.00	4.67	4.67	4.67
F5: Facilitating Overall Development of Student	19.00	Excellent	S5	S10	S15	S20
			4.67	4.67	4.67	5.00

Note: The TASC Score is out of a maximum possible 100, the Mean Score for each Factor is out of 20, and the Score for each statement (S1 to S20) is out of 5.

Your feedback/comments/academic suggestions shall be deeply appreciated and highly valued. You may contact the author by e-mail on the address: tascmaster@gmail.com

TASC PROFILE

(TEACHER ASSESSMENT SCALE)

INDIVIDUAL

Name of the Teacher: **Dr B. M. Sanap**

Department: **Hindi**

Faculty: **Languages**

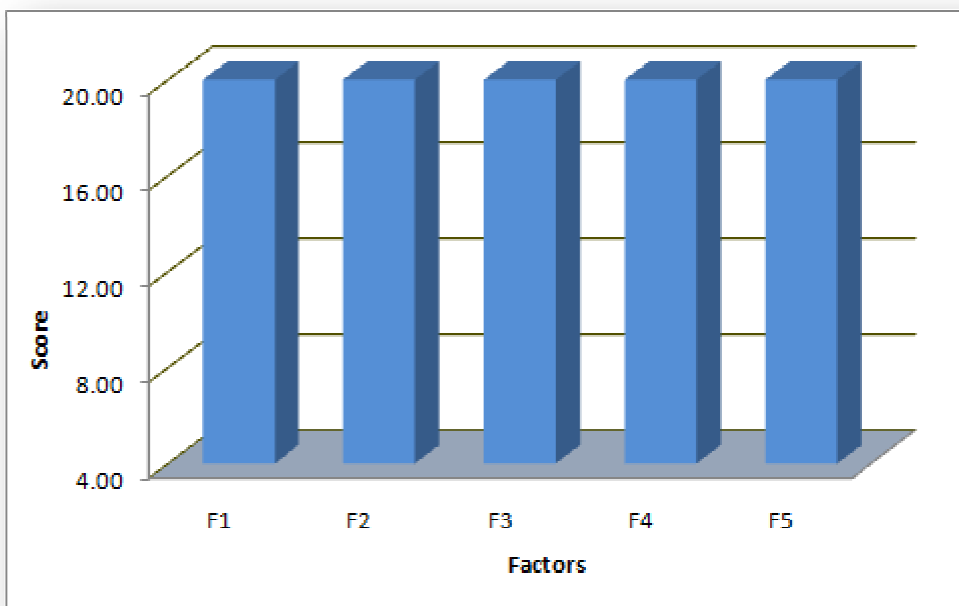
Year of Assessment: **2017-18**

Number of Students: **02**

TASC Score: **100**

Overall Description: **Excellent**

GRAPHICAL DISTRIBUTION OF SCORES ON THE FIVE FACTORS



Factor	Mean Score	Description	Statements covering each factor with respective Scores			
F1: Knowledge of Subject	20.00	Excellent	S1	S6	S11	S16
			5.00	5.00	5.00	5.00
F2: Classroom Teaching & Communication	20.00	Excellent	S2	S7	S12	S17
			5.00	5.00	5.00	5.00
F3: Sincerity	20.00	Excellent	S3	S8	S13	S18
			5.00	5.00	5.00	5.00
F4: Attitude towards Students	20.00	Excellent	S4	S9	S14	S19
			5.00	5.00	5.00	5.00
F5: Facilitating Overall Development of Student	20.00	Excellent	S5	S10	S15	S20
			5.00	5.00	5.00	5.00

Note: The TASC Score is out of a maximum possible 100, the Mean Score for each Factor is out of 20, and the Score for each statement (S1 to S20) is out of 5.

Your feedback/comments/academic suggestions shall be deeply appreciated and highly valued. You may contact the author by e-mail on the address: tascmaster@gmail.com

TASC PROFILE

(TEACHER ASSESSMENT SCALE)

INDIVIDUAL

Name of the Teacher: **Dr B. P. Kamble**

Department: **Hindi**

Faculty: **Languages**

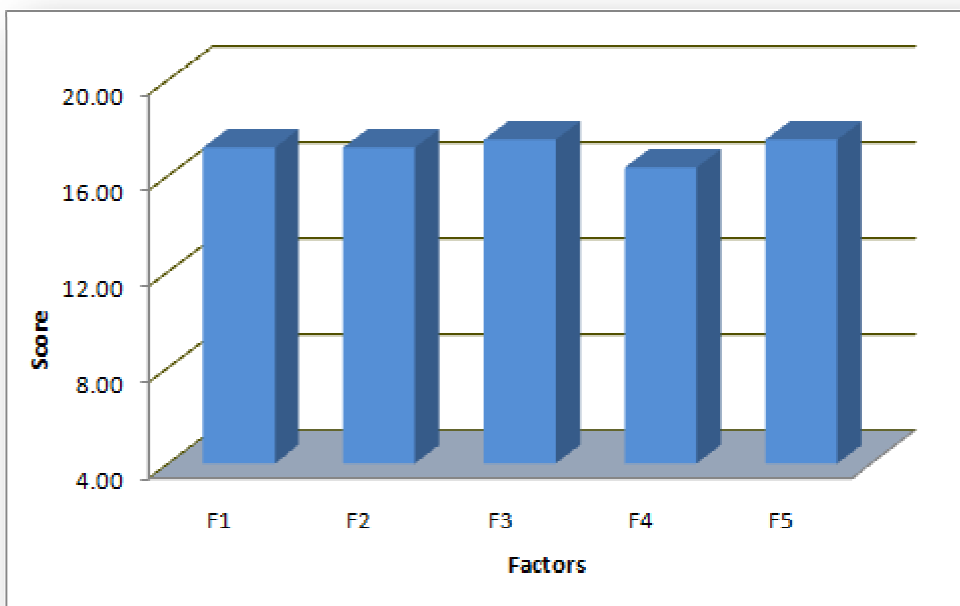
Year of Assessment: **2017-18**

Number of Students: **06**

TASC Score: **85.67**

Overall Description: **Good**

GRAPHICAL DISTRIBUTION OF SCORES ON THE FIVE FACTORS



Factor	Mean Score	Description	Statements covering each factor with respective Scores			
			S1	S6	S11	S16
F1: Knowledge of Subject	17.17	Good	4.67	4.00	4.67	3.83
			S2	S7	S12	S17
F2: Classroom Teaching & Communication	17.17	Good	4.33	4.33	4.17	4.33
			S3	S8	S13	S18
F3: Sincerity	17.50	Good	4.50	4.17	4.67	4.17
			S4	S9	S14	S19
F4: Attitude towards Students	16.33	Good	4.00	4.33	3.83	4.17
			S5	S10	S15	S20
F5: Facilitating Overall Development of Student	17.50	Good	4.50	4.00	4.50	4.50

Note: The TASC Score is out of a maximum possible 100, the Mean Score for each Factor is out of 20, and the Score for each statement (S1 to S20) is out of 5.

Your feedback/comments/academic suggestions shall be deeply appreciated and highly valued. You may contact the author by e-mail on the address: tascmaster@gmail.com

TASC PROFILE

(TEACHER ASSESSMENT SCALE)

INDIVIDUAL

Name of the Teacher: **Dr J. G. Katkar**

Department: **Marathi**

Faculty: **Languages**

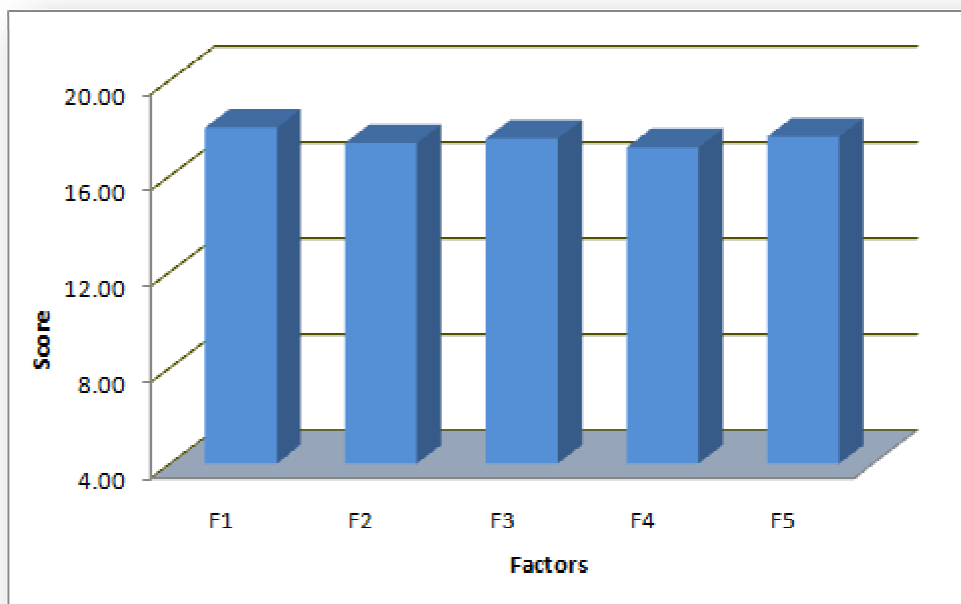
Year of Assessment: **2017-18**

Number of Students: **11**

TASC Score: **87.73**

Overall Description: **Good**

GRAPHICAL DISTRIBUTION OF SCORES ON THE FIVE FACTORS



Factor	Mean Score	Description	Statements covering each factor with respective Scores			
F1: Knowledge of Subject	18.00	Good	S1	S6	S11	S16
			4.55	4.45	4.36	4.64
F2: Classroom Teaching & Communication	17.36	Good	S2	S7	S12	S17
			4.27	4.36	4.27	4.45
F3: Sincerity	17.55	Good	S3	S8	S13	S18
			4.09	4.55	4.27	4.64
F4: Attitude towards Students	17.18	Good	S4	S9	S14	S19
			4.18	3.91	4.27	4.82
F5: Facilitating Overall Development of Student	17.64	Good	S5	S10	S15	S20
			4.18	4.55	4.45	4.45

Note: The TASC Score is out of a maximum possible 100, the Mean Score for each Factor is out of 20, and the Score for each statement (S1 to S20) is out of 5.

Your feedback/comments/academic suggestions shall be deeply appreciated and highly valued. You may contact the author by e-mail on the address: tascmaster@gmail.com

TASC PROFILE

(TEACHER ASSESSMENT SCALE)

INDIVIDUAL

Name of the Teacher: **Dr K. S. Janbandhu**

Department: **Zoology**

Faculty: **Science**

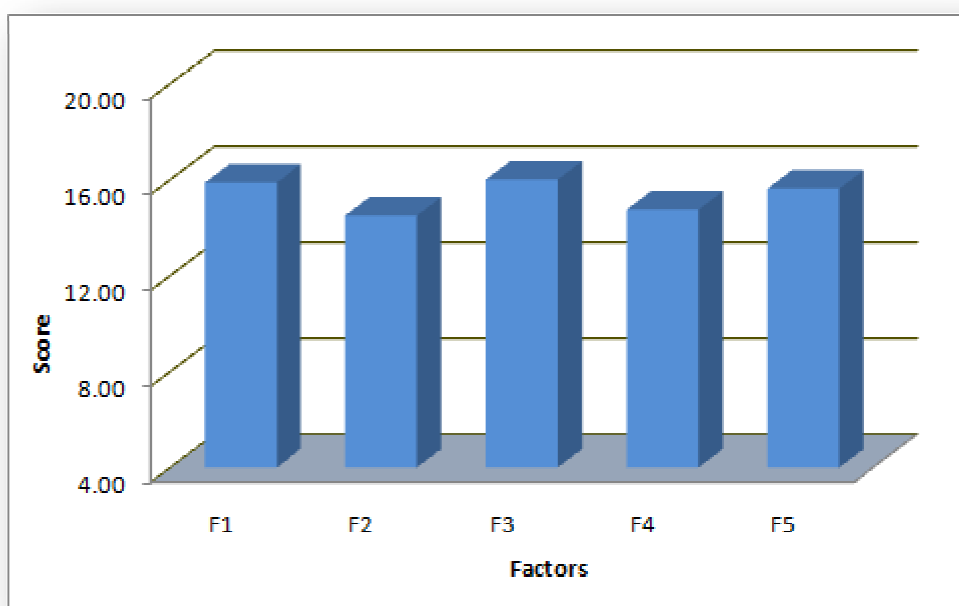
Year of Assessment: **2017-18**

Number of Students: **08**

TASC Score: **76.75**

Overall Description: **Good**

GRAPHICAL DISTRIBUTION OF SCORES ON THE FIVE FACTORS



Factor	Mean Score	Description	Statements covering each factor with respective Scores			
F1: Knowledge of Subject	15.88	Good	S1	S6	S11	S16
			4.25	3.88	3.88	3.88
F2: Classroom Teaching & Communication	14.50	Average	S2	S7	S12	S17
			3.75	3.50	3.13	4.13
F3: Sincerity	16.00	Good	S3	S8	S13	S18
			4.25	4.00	4.00	3.75
F4: Attitude towards Students	14.75	Good	S4	S9	S14	S19
			3.88	3.75	3.50	3.63
F5: Facilitating Overall Development of Student	15.63	Good	S5	S10	S15	S20
			3.75	3.88	4.00	4.00

Note: The TASC Score is out of a maximum possible 100, the Mean Score for each Factor is out of 20, and the Score for each statement (S1 to S20) is out of 5.

Your feedback/comments/academic suggestions shall be deeply appreciated and highly valued. You may contact the author by e-mail on the address: tascmaster@gmail.com

TASC PROFILE

(TEACHER ASSESSMENT SCALE)

INDIVIDUAL

Name of the Teacher: **Dr L. R. Mhaske**

Department: **Economics**

Faculty: **Arts**

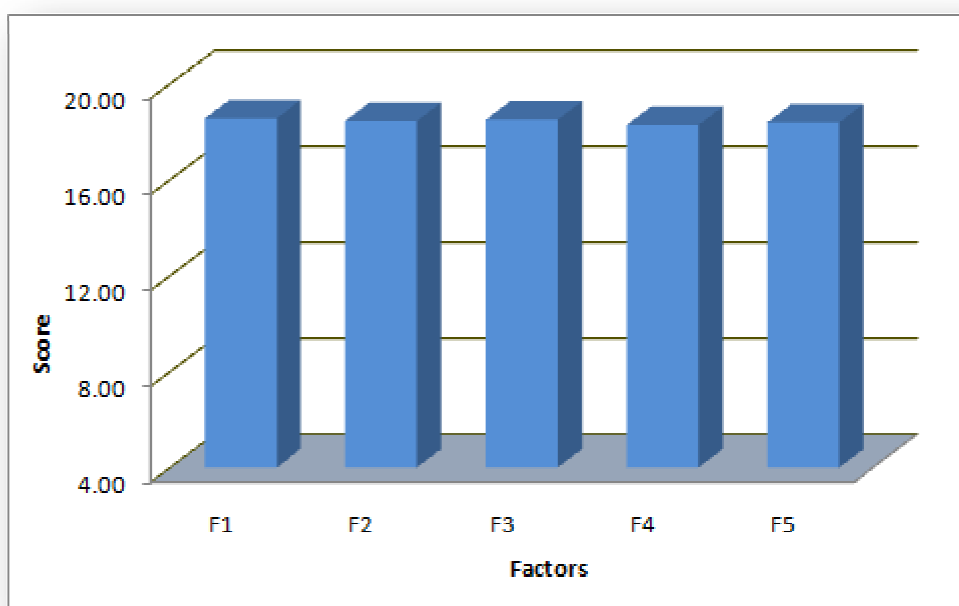
Year of Assessment: **2017-18**

Number of Students: **19**

TASC Score: **92.58**

Overall Description: **Excellent**

GRAPHICAL DISTRIBUTION OF SCORES ON THE FIVE FACTORS



Factor	Mean Score	Description	Statements covering each factor with respective Scores			
F1: Knowledge of Subject	18.63	Excellent	S1	S6	S11	S16
			4.68	4.58	4.74	4.63
F2: Classroom Teaching & Communication	18.53	Excellent	S2	S7	S12	S17
			4.63	4.53	4.68	4.68
F3: Sincerity	18.58	Excellent	S3	S8	S13	S18
			4.58	4.63	4.63	4.74
F4: Attitude towards Students	18.37	Good	S4	S9	S14	S19
			4.53	4.47	4.74	4.63
F5: Facilitating Overall Development of Student	18.47	Good	S5	S10	S15	S20
			4.68	4.53	4.58	4.68

Note: The TASC Score is out of a maximum possible 100, the Mean Score for each Factor is out of 20, and the Score for each statement (S1 to S20) is out of 5.

Your feedback/comments/academic suggestions shall be deeply appreciated and highly valued. You may contact the author by e-mail on the address: tascmaster@gmail.com

TASC PROFILE

(TEACHER ASSESSMENT SCALE)

INDIVIDUAL

Name of the Teacher: **Dr P. A. Purekar**

Department: **Economics**

Faculty: **Arts**

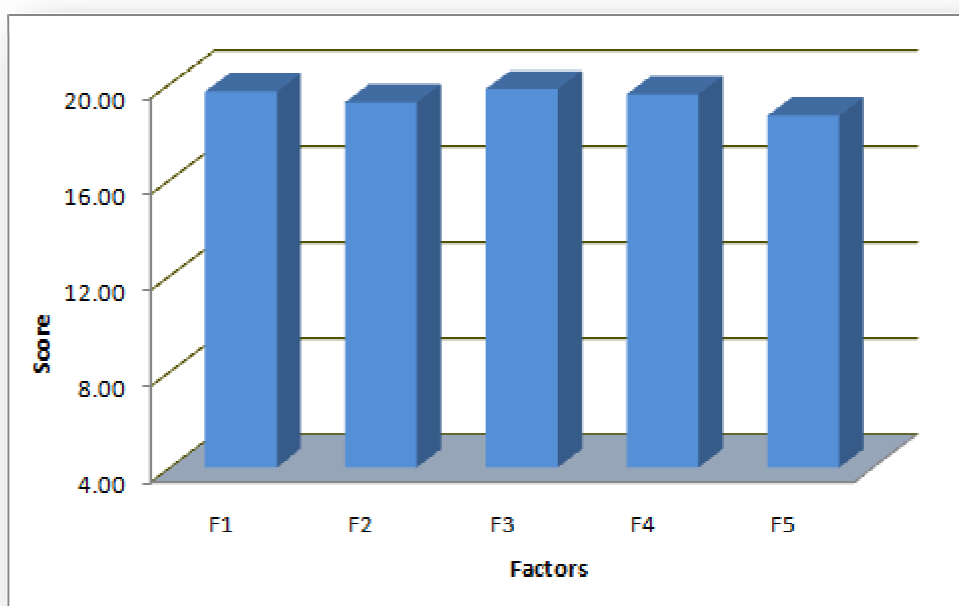
Year of Assessment: **2017-18**

Number of Students: **09**

TASC Score: **96.89**

Overall Description: **Excellent**

GRAPHICAL DISTRIBUTION OF SCORES ON THE FIVE FACTORS



Factor	Mean Score	Description	Statements covering each factor with respective Scores			
F1: Knowledge of Subject	19.67	Excellent	S1	S6	S11	S16
			4.89	5.00	4.89	4.89
F2: Classroom Teaching & Communication	19.22	Excellent	S2	S7	S12	S17
			4.78	4.89	4.67	4.89
F3: Sincerity	19.78	Excellent	S3	S8	S13	S18
			5.00	4.89	5.00	4.89
F4: Attitude towards Students	19.56	Excellent	S4	S9	S14	S19
			4.89	4.89	4.89	4.89
F5: Facilitating Overall Development of Student	18.67	Excellent	S5	S10	S15	S20
			4.22	4.89	4.67	4.89

Note: The TASC Score is out of a maximum possible 100, the Mean Score for each Factor is out of 20, and the Score for each statement (S1 to S20) is out of 5.

Your feedback/comments/academic suggestions shall be deeply appreciated and highly valued. You may contact the author by e-mail on the address: tascmaster@gmail.com

TASC PROFILE

(TEACHER ASSESSMENT SCALE)

INDIVIDUAL

Name of the Teacher: **Dr P. R. Bhagyawant**

Department: **Psychology**

Faculty: **Arts**

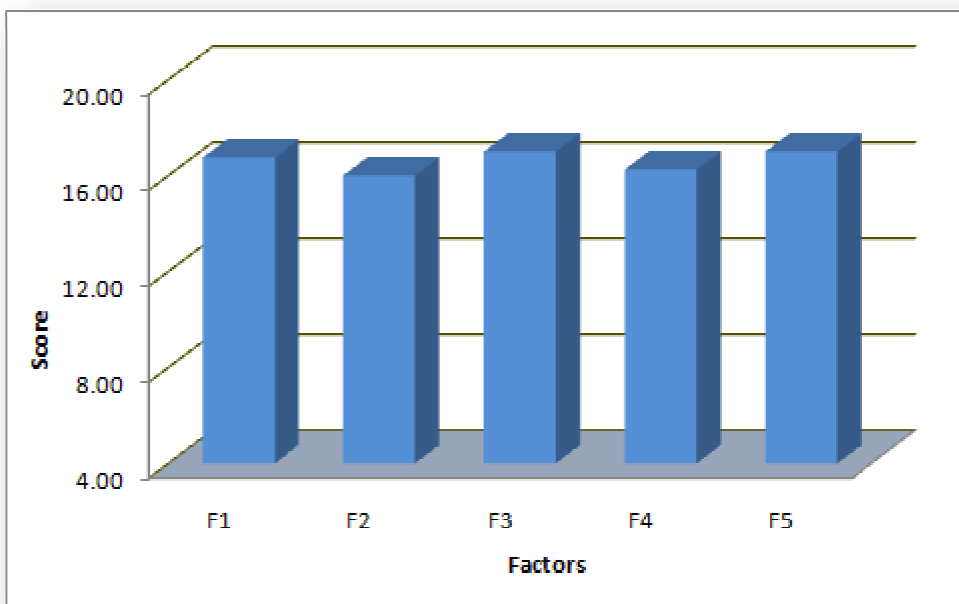
Year of Assessment: **2017-18**

Number of Students: **04**

TASC Score: **83.00**

Overall Description: **Good**

GRAPHICAL DISTRIBUTION OF SCORES ON THE FIVE FACTORS



Factor	Mean Score	Description	Statements covering each factor with respective Scores			
F1: Knowledge of Subject	16.75	Good	S1	S6	S11	S16
			4.50	4.00	4.25	4.00
F2: Classroom Teaching & Communication	16.00	Good	S2	S7	S12	S17
			4.00	3.75	4.00	4.25
F3: Sincerity	17.00	Good	S3	S8	S13	S18
			4.25	4.75	4.00	4.00
F4: Attitude towards Students	16.25	Good	S4	S9	S14	S19
			4.25	3.75	4.25	4.00
F5: Facilitating Overall Development of Student	17.00	Good	S5	S10	S15	S20
			4.25	4.50	4.00	4.25

Note: The TASC Score is out of a maximum possible 100, the Mean Score for each Factor is out of 20, and the Score for each statement (S1 to S20) is out of 5.

Your feedback/comments/academic suggestions shall be deeply appreciated and highly valued. You may contact the author by e-mail on the address: tascmaster@gmail.com

TASC PROFILE

(TEACHER ASSESSMENT SCALE)

INDIVIDUAL

Name of the Teacher: **Dr R. J. Perkar**

Department: **Political Science**

Faculty: **Arts**

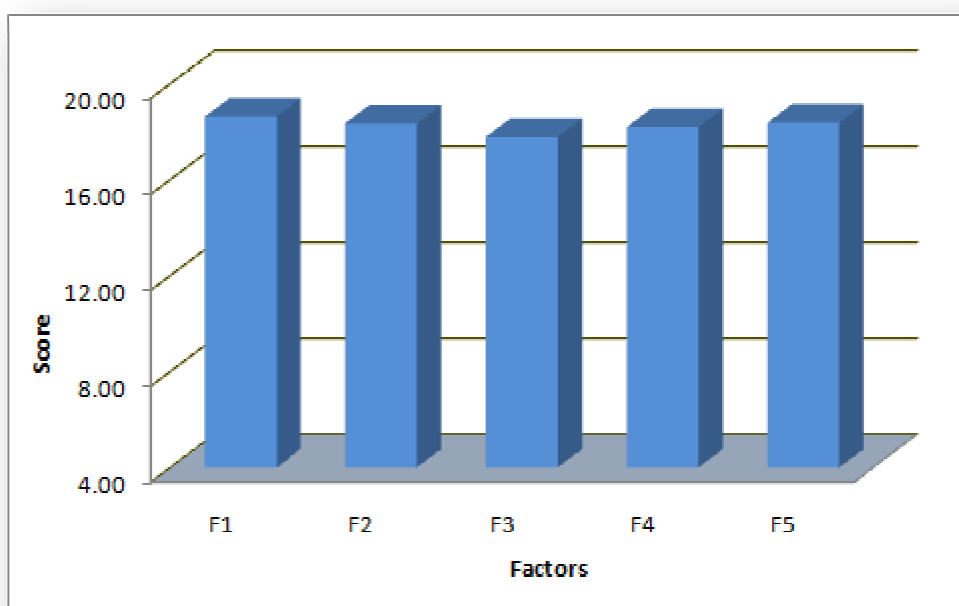
Year of Assessment: **2017-18**

Number of Students: **32**

TASC Score: **91.31**

Overall Description: **Good**

GRAPHICAL DISTRIBUTION OF SCORES ON THE FIVE FACTORS



Factor	Mean Score	Description	Statements covering each factor with respective Scores			
F1: Knowledge of Subject	18.63	Excellent	S1	S6	S11	S16
			4.91	4.69	4.53	4.50
F2: Classroom Teaching & Communication	18.34	Good	S2	S7	S12	S17
			4.69	4.56	4.50	4.59
F3: Sincerity	17.78	Good	S3	S8	S13	S18
			4.47	4.44	4.41	4.47
F4: Attitude towards Students	18.19	Good	S4	S9	S14	S19
			4.41	4.50	4.69	4.59
F5: Facilitating Overall Development of Student	18.38	Good	S5	S10	S15	S20
			4.56	4.63	4.56	4.63

Note: The TASC Score is out of a maximum possible 100, the Mean Score for each Factor is out of 20, and the Score for each statement (S1 to S20) is out of 5.

Your feedback/comments/academic suggestions shall be deeply appreciated and highly valued. You may contact the author by e-mail on the address: tascmaster@gmail.com

TASC PROFILE

(TEACHER ASSESSMENT SCALE)

INDIVIDUAL

Name of the Teacher: **Dr R. M. Lahurikar**

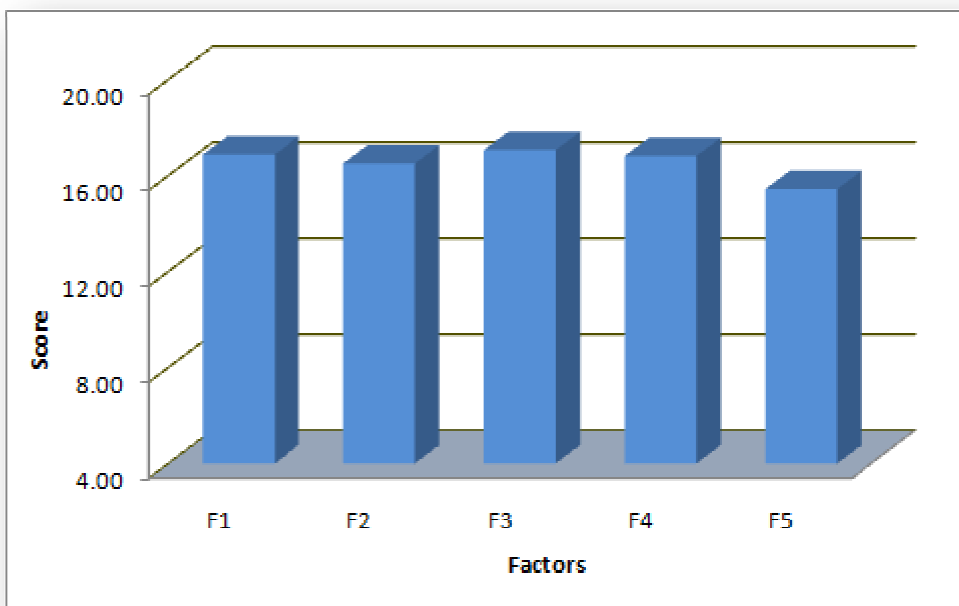
Department: **Mathematics**
Year of Assessment: **2017-18**

Faculty: **Science**
Number of Students: **16**

TASC Score: **82.69**

Overall Description: **Good**

GRAPHICAL DISTRIBUTION OF SCORES ON THE FIVE FACTORS



Factor	Mean Score	Description	Statements covering each factor with respective Scores			
F1: Knowledge of Subject	16.88	Good	S1	S6	S11	S16
			4.31	4.13	4.19	4.25
F2: Classroom Teaching & Communication	16.50	Good	S2	S7	S12	S17
			4.06	3.94	4.25	4.25
F3: Sincerity	17.06	Good	S3	S8	S13	S18
			4.25	4.06	4.56	4.19
F4: Attitude towards Students	16.81	Good	S4	S9	S14	S19
			4.44	4.13	4.19	4.06
F5: Facilitating Overall Development of Student	15.44	Good	S5	S10	S15	S20
			3.38	4.00	4.00	4.06

Note: The TASC Score is out of a maximum possible 100, the Mean Score for each Factor is out of 20, and the Score for each statement (S1 to S20) is out of 5.

Your feedback/comments/academic suggestions shall be deeply appreciated and highly valued. You may contact the author by e-mail on the address: tascmaster@gmail.com

TASC PROFILE

(TEACHER ASSESSMENT SCALE)

INDIVIDUAL

Name of the Teacher: **Dr R. V. Raut**

Department: **Botany**

Faculty: **Science**

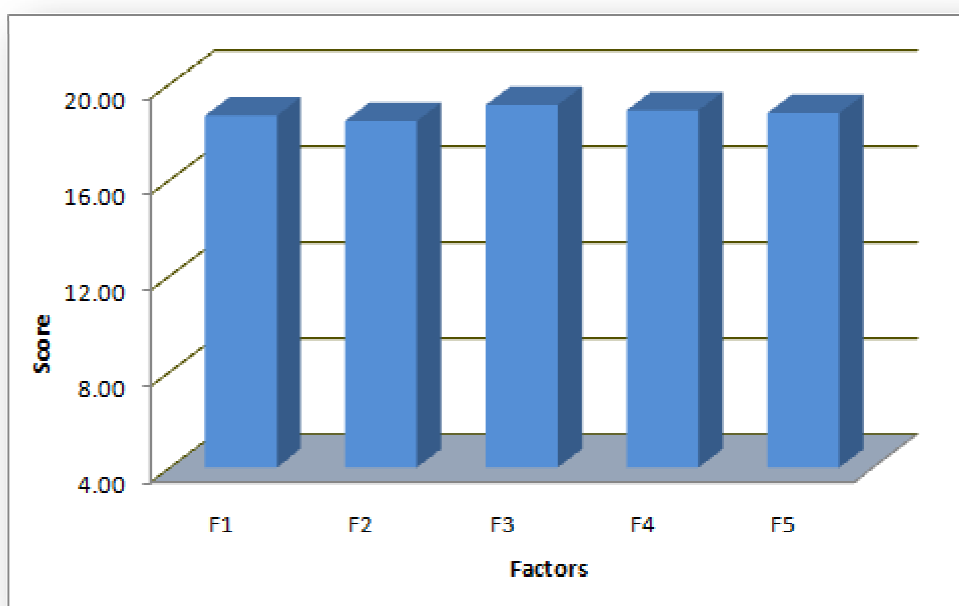
Year of Assessment: **2017-18**

Number of Students: **09**

TASC Score: **93.89**

Overall Description: **Excellent**

GRAPHICAL DISTRIBUTION OF SCORES ON THE FIVE FACTORS



Factor	Mean Score	Description	Statements covering each factor with respective Scores			
F1: Knowledge of Subject	18.67	Excellent	S1	S6	S11	S16
			4.67	4.67	4.78	4.56
F2: Classroom Teaching & Communication	18.44	Good	S2	S7	S12	S17
			4.67	4.78	4.33	4.67
F3: Sincerity	19.11	Excellent	S3	S8	S13	S18
			4.67	4.89	4.67	4.89
F4: Attitude towards Students	18.89	Excellent	S4	S9	S14	S19
			4.67	4.78	4.67	4.78
F5: Facilitating Overall Development of Student	18.78	Excellent	S5	S10	S15	S20
			4.44	4.89	4.78	4.67

Note: The TASC Score is out of a maximum possible 100, the Mean Score for each Factor is out of 20, and the Score for each statement (S1 to S20) is out of 5.

Your feedback/comments/academic suggestions shall be deeply appreciated and highly valued. You may contact the author by e-mail on the address: tascmaster@gmail.com

TASC PROFILE

(TEACHER ASSESSMENT SCALE)

INDIVIDUAL

Name of the Teacher: **Dr S. R. Rathod**

Department: **Botany**

Faculty: **Science**

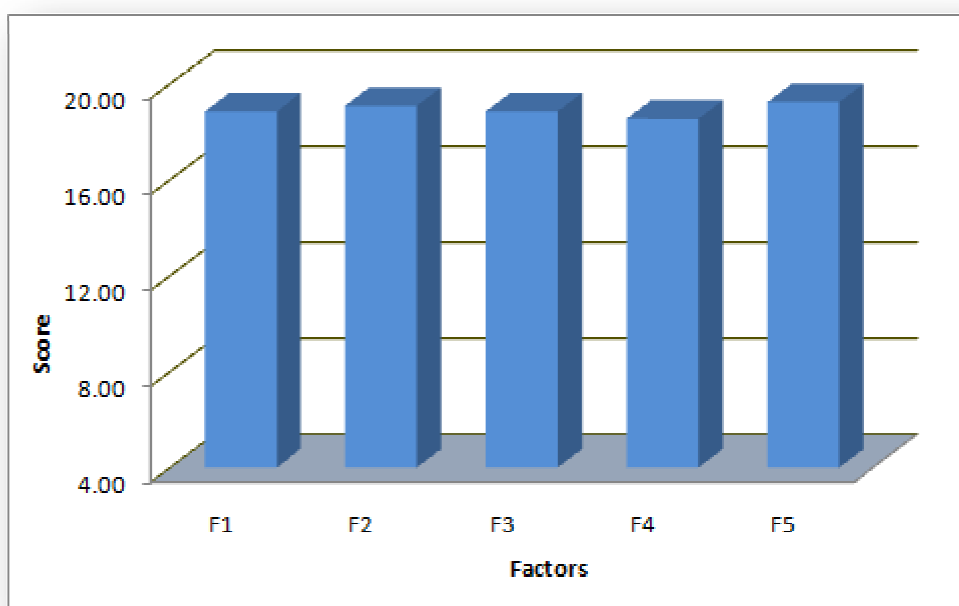
Year of Assessment: **2017-18**

Number of Students: **13**

TASC Score: **94.54**

Overall Description: **Excellent**

GRAPHICAL DISTRIBUTION OF SCORES ON THE FIVE FACTORS



Factor	Mean Score	Description	Statements covering each factor with respective Scores			
F1: Knowledge of Subject	18.85	Excellent	S1	S6	S11	S16
			4.69	4.77	4.77	4.62
F2: Classroom Teaching & Communication	19.08	Excellent	S2	S7	S12	S17
			4.77	4.69	4.85	4.77
F3: Sincerity	18.85	Excellent	S3	S8	S13	S18
			4.77	4.69	4.77	4.62
F4: Attitude towards Students	18.54	Excellent	S4	S9	S14	S19
			4.62	4.62	4.62	4.69
F5: Facilitating Overall Development of Student	19.23	Excellent	S5	S10	S15	S20
			4.85	4.77	4.77	4.85

Note: The TASC Score is out of a maximum possible 100, the Mean Score for each Factor is out of 20, and the Score for each statement (S1 to S20) is out of 5.

Your feedback/comments/academic suggestions shall be deeply appreciated and highly valued. You may contact the author by e-mail on the address: tascmaster@gmail.com

TASC PROFILE

(TEACHER ASSESSMENT SCALE)

INDIVIDUAL

Name of the Teacher: **Dr V. R. More**

Department: **Zoology**

Faculty: **Science**

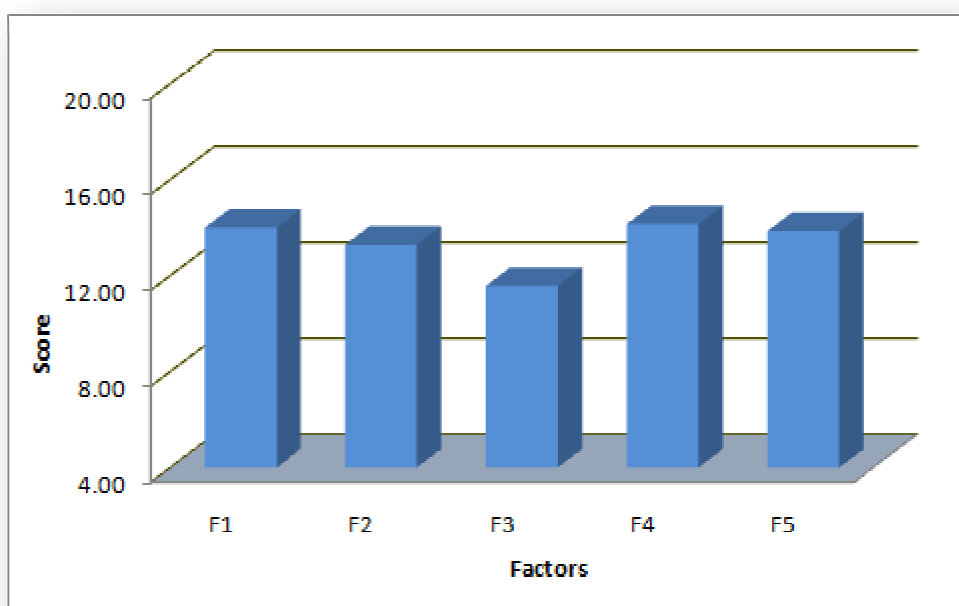
Year of Assessment: **2017-18**

Number of Students: **07**

TASC Score: **66.86**

Overall Description: **Average**

GRAPHICAL DISTRIBUTION OF SCORES ON THE FIVE FACTORS



Factor	Mean Score	Description	Statements covering each factor with respective Scores			
F1: Knowledge of Subject	14.00	Average	S1	S6	S11	S16
			4.00	3.43	3.14	3.43
F2: Classroom Teaching & Communication	13.29	Average	S2	S7	S12	S17
			3.71	3.14	3.00	3.43
F3: Sincerity	11.57	Average	S3	S8	S13	S18
			2.86	3.00	2.57	3.14
F4: Attitude towards Students	14.14	Average	S4	S9	S14	S19
			3.71	3.29	3.57	3.57
F5: Facilitating Overall Development of Student	13.86	Average	S5	S10	S15	S20
			3.14	3.57	3.29	3.86

Note: The TASC Score is out of a maximum possible 100, the Mean Score for each Factor is out of 20, and the Score for each statement (S1 to S20) is out of 5.

Your feedback/comments/academic suggestions shall be deeply appreciated and highly valued. You may contact the author by e-mail on the address: tascmaster@gmail.com

TASC PROFILE

(TEACHER ASSESSMENT SCALE)

INDIVIDUAL

Name of the Teacher: **Dr Y. S. Topare**

Department: **Economics**

Faculty: **Arts**

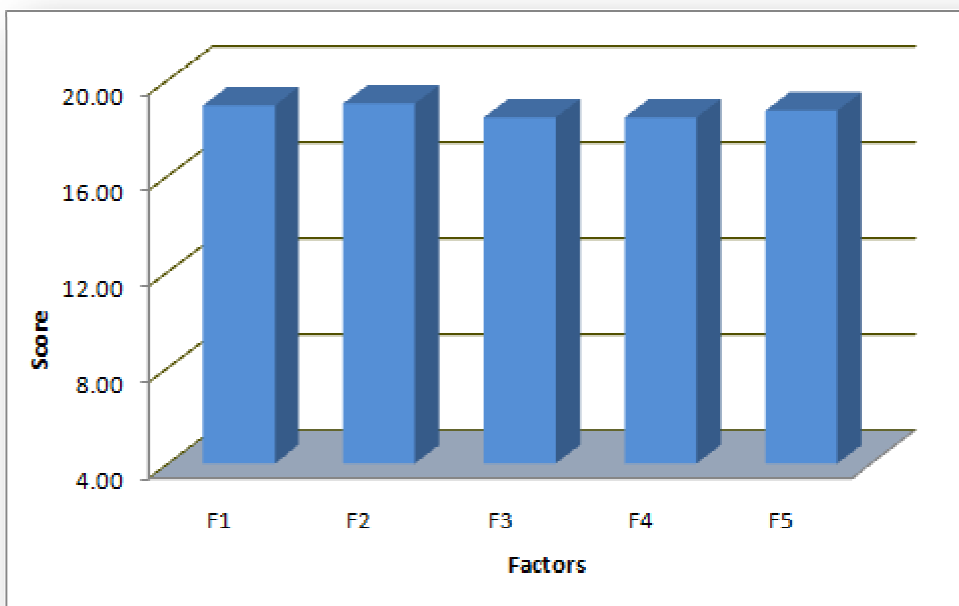
Year of Assessment: **2017-18**

Number of Students: **14**

TASC Score: **93.50**

Overall Description: **Excellent**

GRAPHICAL DISTRIBUTION OF SCORES ON THE FIVE FACTORS



Factor	Mean Score	Description	Statements covering each factor with respective Scores			
F1: Knowledge of Subject	18.93	Excellent	S1	S6	S11	S16
			4.86	4.64	4.71	4.71
F2: Classroom Teaching & Communication	19.00	Excellent	S2	S7	S12	S17
			4.86	4.64	4.71	4.79
F3: Sincerity	18.43	Good	S3	S8	S13	S18
			4.64	4.43	4.71	4.64
F4: Attitude towards Students	18.43	Good	S4	S9	S14	S19
			4.86	4.29	4.57	4.71
F5: Facilitating Overall Development of Student	18.71	Excellent	S5	S10	S15	S20
			4.64	4.64	4.64	4.79

Note: The TASC Score is out of a maximum possible 100, the Mean Score for each Factor is out of 20, and the Score for each statement (S1 to S20) is out of 5.

Your feedback/comments/academic suggestions shall be deeply appreciated and highly valued. You may contact the author by e-mail on the address: tascmaster@gmail.com

TASC PROFILE

(TEACHER ASSESSMENT SCALE)

INDIVIDUAL

Name of the Teacher: **Dr. (Mrs) Chapolikar A. D.**

Department: **Chemistry**

Faculty: **Science**

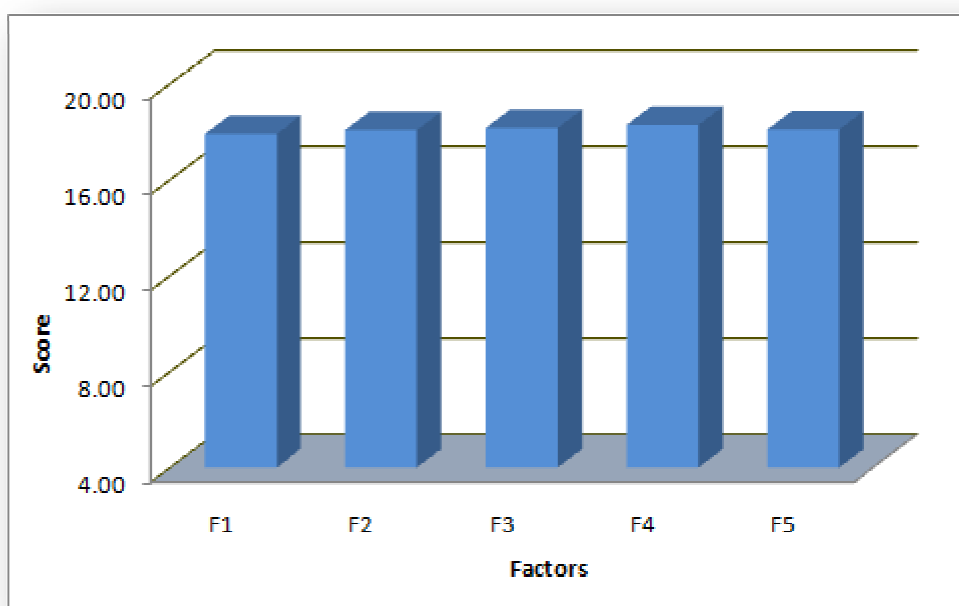
Year of Assessment: **2017-18**

Number of Students: **32**

TASC Score: **90.50**

Overall Description: **Good**

GRAPHICAL DISTRIBUTION OF SCORES ON THE FIVE FACTORS



Factor	Mean Score	Description	Statements covering each factor with respective Scores			
F1: Knowledge of Subject	17.91	Good	S1	S6	S11	S16
			4.72	4.28	4.50	4.41
F2: Classroom Teaching & Communication	18.06	Good	S2	S7	S12	S17
			4.47	4.59	4.28	4.72
F3: Sincerity	18.16	Good	S3	S8	S13	S18
			4.44	4.59	4.56	4.56
F4: Attitude towards Students	18.28	Good	S4	S9	S14	S19
		4.56	4.56	4.75	4.41	
F5: Facilitating Overall Development of Student	18.09	Good	S5	S10	S15	S20
			4.59	4.59	4.53	4.38

Note: The TASC Score is out of a maximum possible 100, the Mean Score for each Factor is out of 20, and the Score for each statement (S1 to S20) is out of 5.

Your feedback/comments/academic suggestions shall be deeply appreciated and highly valued. You may contact the author by e-mail on the address: tascmaster@gmail.com

TASC PROFILE

(TEACHER ASSESSMENT SCALE)

INDIVIDUAL

Name of the Teacher: **Dr. D. D. Gaikwad**

Department: **Chemistry**

Faculty: **Science**

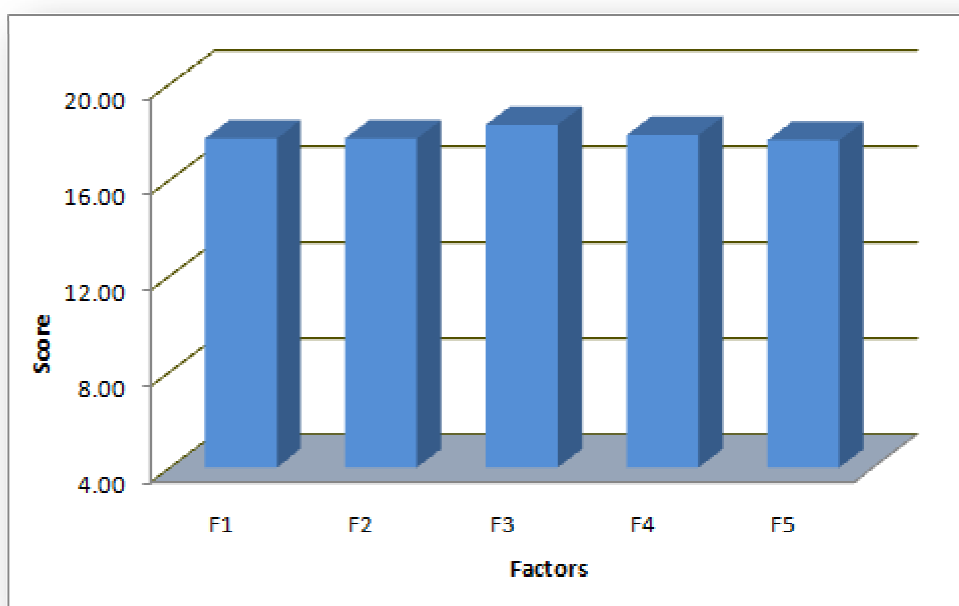
Year of Assessment: **2017-18**

Number of Students: **14**

TASC Score: **89.21**

Overall Description: **Good**

GRAPHICAL DISTRIBUTION OF SCORES ON THE FIVE FACTORS



Factor	Mean Score	Description	Statements covering each factor with respective Scores			
F1: Knowledge of Subject	17.71	Good	S1	S6	S11	S16
			4.36	4.29	4.57	4.50
F2: Classroom Teaching & Communication	17.71	Good	S2	S7	S12	S17
			4.50	4.57	4.21	4.43
F3: Sincerity	18.29	Good	S3	S8	S13	S18
			4.57	4.64	4.64	4.43
F4: Attitude towards Students	17.86	Good	S4	S9	S14	S19
			4.57	4.36	4.36	4.57
F5: Facilitating Overall Development of Student	17.64	Good	S5	S10	S15	S20
			4.50	4.21	4.36	4.57

Note: The TASC Score is out of a maximum possible 100, the Mean Score for each Factor is out of 20, and the Score for each statement (S1 to S20) is out of 5.

Your feedback/comments/academic suggestions shall be deeply appreciated and highly valued. You may contact the author by e-mail on the address: tascmaster@gmail.com

TASC PROFILE

(TEACHER ASSESSMENT SCALE)

INDIVIDUAL

Name of the Teacher: **Dr. P. S. Deshmukh**

Department: **Zoology**

Faculty: **Science**

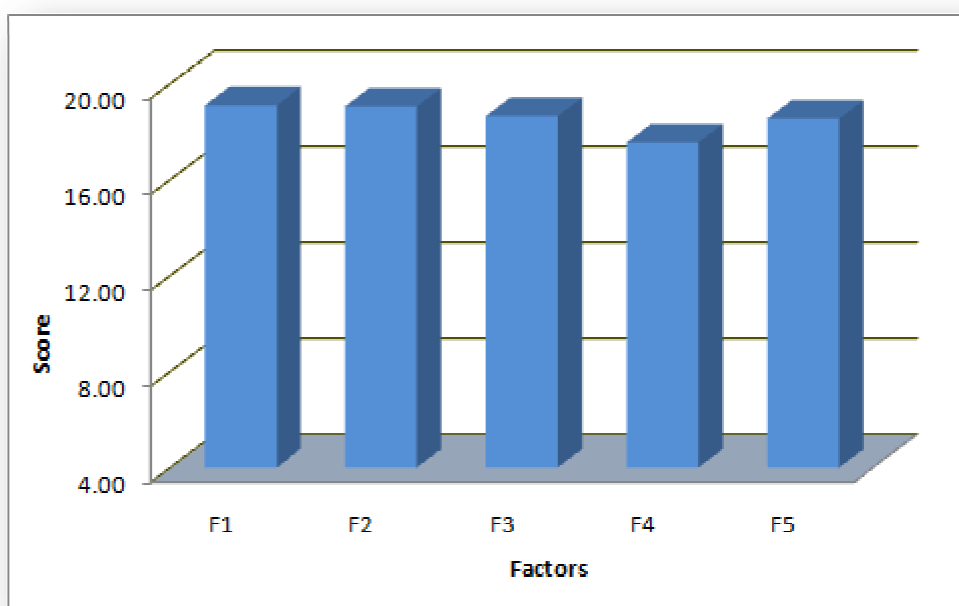
Year of Assessment: **2017-18**

Number of Students: **20**

TASC Score: **92.90**

Overall Description: **Excellent**

GRAPHICAL DISTRIBUTION OF SCORES ON THE FIVE FACTORS



Factor	Mean Score	Description	Statements covering each factor with respective Scores			
F1: Knowledge of Subject	19.10	Excellent	S1	S6	S11	S16
			4.75	4.80	4.80	4.75
F2: Classroom Teaching & Communication	19.05	Excellent	S2	S7	S12	S17
			4.80	4.85	4.50	4.90
F3: Sincerity	18.65	Excellent	S3	S8	S13	S18
			4.60	4.75	4.70	4.60
F4: Attitude towards Students	17.55	Good	S4	S9	S14	S19
			4.50	4.20	4.40	4.45
F5: Facilitating Overall Development of Student	18.55	Excellent	S5	S10	S15	S20
			4.75	4.45	4.70	4.65

Note: The TASC Score is out of a maximum possible 100, the Mean Score for each Factor is out of 20, and the Score for each statement (S1 to S20) is out of 5.

Your feedback/comments/academic suggestions shall be deeply appreciated and highly valued. You may contact the author by e-mail on the address: tascmaster@gmail.com

TASC PROFILE

(TEACHER ASSESSMENT SCALE)

INDIVIDUAL

Name of the Teacher: **Dr. R. S. Kulkarani-Pandhare**

Department: **Microbiology**

Faculty: **Science**

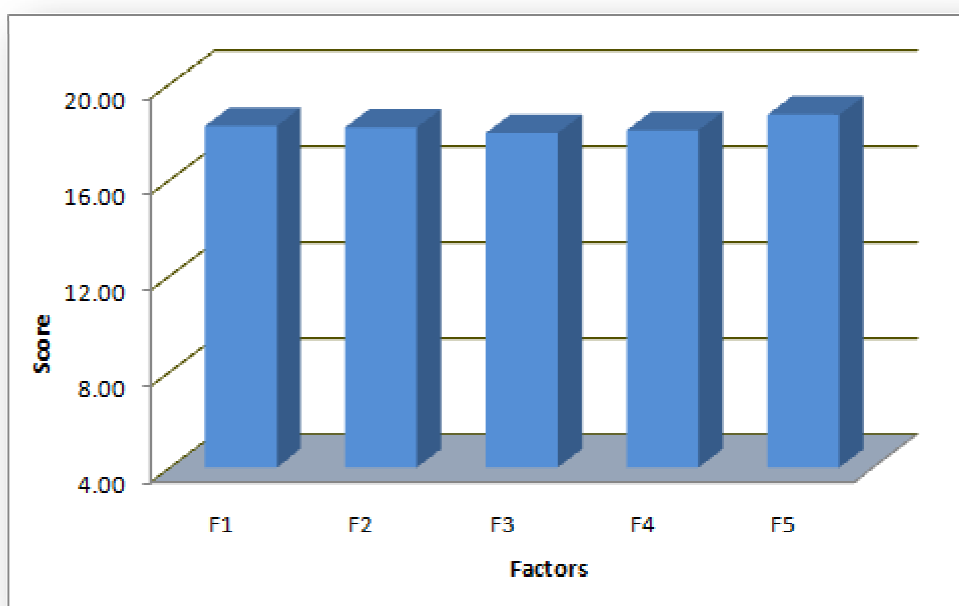
Year of Assessment: **2017-18**

Number of Students: **17**

TASC Score: **91.12**

Overall Description: **Good**

GRAPHICAL DISTRIBUTION OF SCORES ON THE FIVE FACTORS



Factor	Mean Score	Description	Statements covering each factor with respective Scores			
F1: Knowledge of Subject	18.24	Good	S1	S6	S11	S16
			4.65	4.47	4.65	4.47
F2: Classroom Teaching & Communication	18.18	Good	S2	S7	S12	S17
			4.53	4.65	4.53	4.47
F3: Sincerity	17.94	Good	S3	S8	S13	S18
			4.47	4.53	4.53	4.41
F4: Attitude towards Students	18.06	Good	S4	S9	S14	S19
			4.47	4.59	4.59	4.41
F5: Facilitating Overall Development of Student	18.71	Excellent	S5	S10	S15	S20
			4.71	4.71	4.71	4.59

Note: The TASC Score is out of a maximum possible 100, the Mean Score for each Factor is out of 20, and the Score for each statement (S1 to S20) is out of 5.

Your feedback/comments/academic suggestions shall be deeply appreciated and highly valued. You may contact the author by e-mail on the address: tascmaster@gmail.com

TASC PROFILE

(TEACHER ASSESSMENT SCALE)

INDIVIDUAL

Name of the Teacher: **Dr. S. T. Khan**

Department: **English**

Faculty: **Languages**

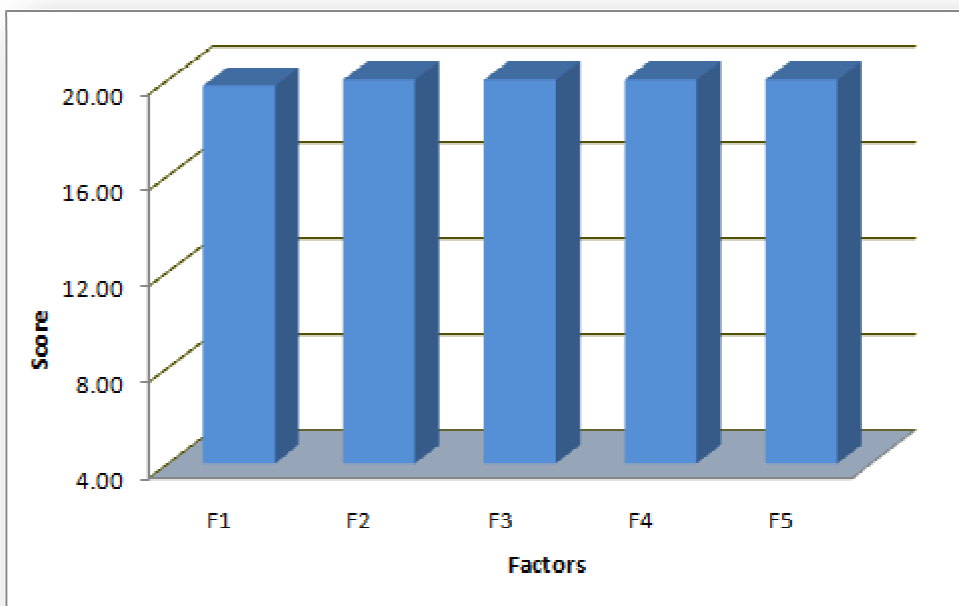
Year of Assessment: **2017-18**

Number of Students: **04**

TASC Score: **99.75**

Overall Description: **Excellent**

GRAPHICAL DISTRIBUTION OF SCORES ON THE FIVE FACTORS



Factor	Mean Score	Description	Statements covering each factor with respective Scores			
F1: Knowledge of Subject	19.75	Excellent	S1	S6	S11	S16
			5.00	5.00	5.00	4.75
F2: Classroom Teaching & Communication	20.00	Excellent	S2	S7	S12	S17
			5.00	5.00	5.00	5.00
F3: Sincerity	20.00	Excellent	S3	S8	S13	S18
			5.00	5.00	5.00	5.00
F4: Attitude towards Students	20.00	Excellent	S4	S9	S14	S19
			5.00	5.00	5.00	5.00
F5: Facilitating Overall Development of Student	20.00	Excellent	S5	S10	S15	S20
			5.00	5.00	5.00	5.00

Note: The TASC Score is out of a maximum possible 100, the Mean Score for each Factor is out of 20, and the Score for each statement (S1 to S20) is out of 5.

Your feedback/comments/academic suggestions shall be deeply appreciated and highly valued. You may contact the author by e-mail on the address: tascmaster@gmail.com

TASC PROFILE

(TEACHER ASSESSMENT SCALE)

INDIVIDUAL

Name of the Teacher: **Dr. Syed Abed**

Department: **Chemistry**

Faculty: **Science**

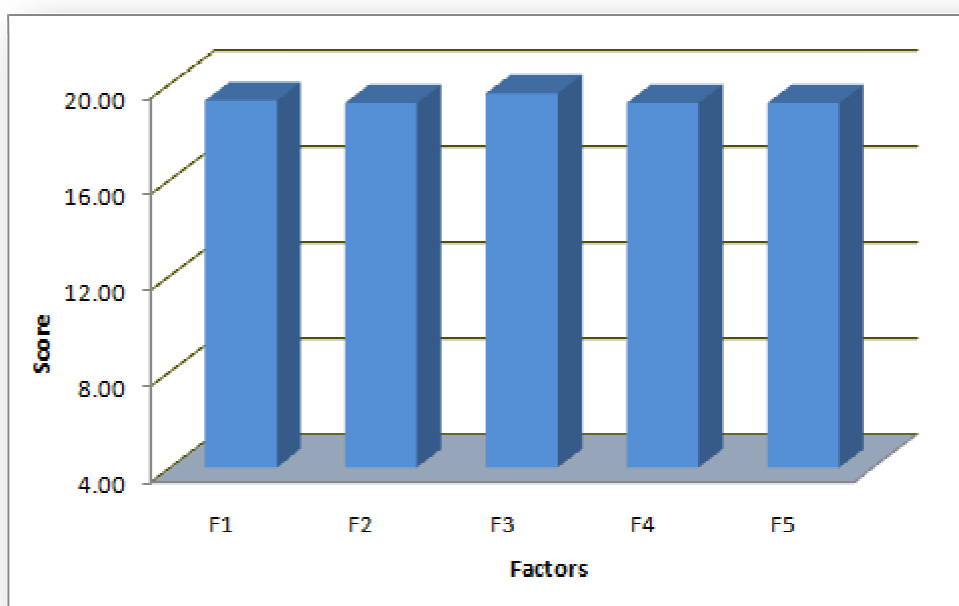
Year of Assessment: **2017-18**

Number of Students: **10**

TASC Score: **96.50**

Overall Description: **Excellent**

GRAPHICAL DISTRIBUTION OF SCORES ON THE FIVE FACTORS



Factor	Mean Score	Description	Statements covering each factor with respective Scores			
F1: Knowledge of Subject	19.30	Excellent	S1	S6	S11	S16
			5.00	4.80	4.70	4.80
F2: Classroom Teaching & Communication	19.20	Excellent	S2	S7	S12	S17
			4.90	4.90	4.60	4.80
F3: Sincerity	19.60	Excellent	S3	S8	S13	S18
			4.90	4.90	4.80	5.00
F4: Attitude towards Students	19.20	Excellent	S4	S9	S14	S19
			5.00	4.90	4.80	4.50
F5: Facilitating Overall Development of Student	19.20	Excellent	S5	S10	S15	S20
			4.80	4.80	4.80	4.80

Note: The TASC Score is out of a maximum possible 100, the Mean Score for each Factor is out of 20, and the Score for each statement (S1 to S20) is out of 5.

Your feedback/comments/academic suggestions shall be deeply appreciated and highly valued. You may contact the author by e-mail on the address: tascmaster@gmail.com

TASC PROFILE

(TEACHER ASSESSMENT SCALE)

INDIVIDUAL

Name of the Teacher: **Dr. P. D. Talap**

Department: **Chemistry**

Faculty: **Science**

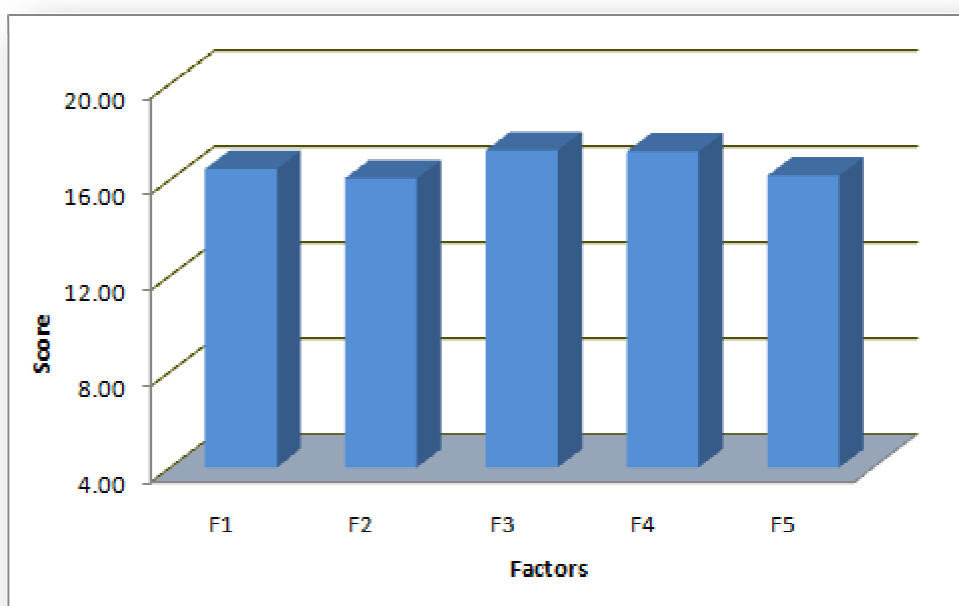
Year of Assessment: **2017-18**

Number of Students: **18**

TASC Score: **83.06**

Overall Description: **Good**

GRAPHICAL DISTRIBUTION OF SCORES ON THE FIVE FACTORS



Factor	Mean Score	Description	Statements covering each factor with respective Scores			
F1: Knowledge of Subject	16.44	Good	S1	S6	S11	S16
			4.39	4.11	4.22	3.72
F2: Classroom Teaching & Communication	16.06	Good	S2	S7	S12	S17
			3.94	4.00	3.61	4.50
F3: Sincerity	17.22	Good	S3	S8	S13	S18
			4.33	4.72	4.11	4.06
F4: Attitude towards Students	17.17	Good	S4	S9	S14	S19
			4.61	4.22	4.44	3.89
F5: Facilitating Overall Development of Student	16.17	Good	S5	S10	S15	S20
			4.00	4.33	4.00	3.83

Note: The TASC Score is out of a maximum possible 100, the Mean Score for each Factor is out of 20, and the Score for each statement (S1 to S20) is out of 5.

Your feedback/comments/academic suggestions shall be deeply appreciated and highly valued. You may contact the author by e-mail on the address: tascmaster@gmail.com

TASC PROFILE

(TEACHER ASSESSMENT SCALE)

INDIVIDUAL

Name of the Teacher: **A. C. Gandhi**

Department: **Chemistry**

Faculty: **Science**

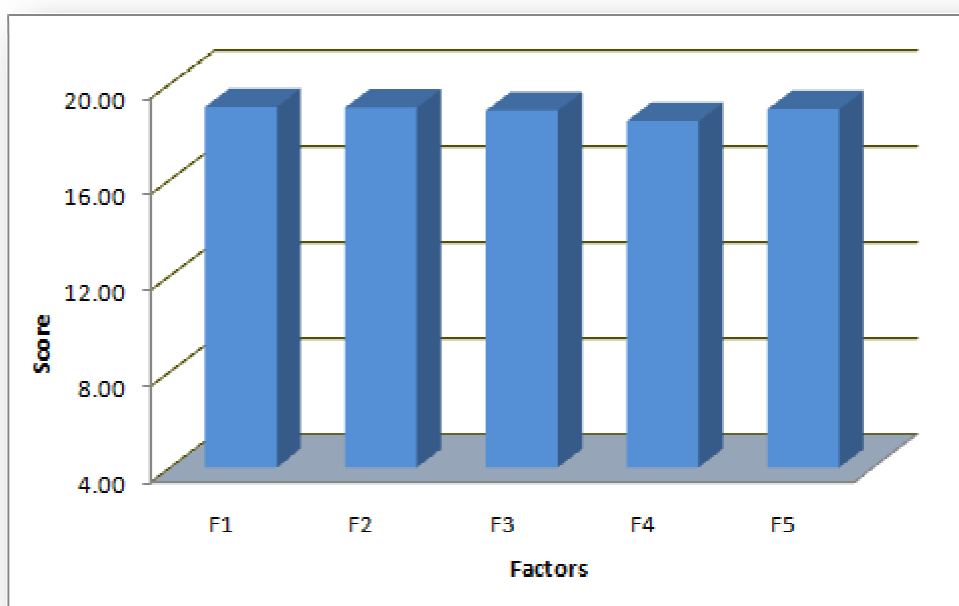
Year of Assessment: **2017-18**

Number of Students: **32**

TASC Score: **94.28**

Overall Description: **Excellent**

GRAPHICAL DISTRIBUTION OF SCORES ON THE FIVE FACTORS



Factor	Mean Score	Description	Statements covering each factor with respective Scores			
F1: Knowledge of Subject	19.03	Excellent	S1	S6	S11	S16
			4.69	4.72	4.81	4.81
F2: Classroom Teaching & Communication	19.00	Excellent	S2	S7	S12	S17
			4.69	4.72	4.75	4.84
F3: Sincerity	18.88	Excellent	S3	S8	S13	S18
			4.72	4.78	4.69	4.69
F4: Attitude towards Students	18.44	Good	S4	S9	S14	S19
			4.72	4.59	4.59	4.53
F5: Facilitating Overall Development of Student	18.94	Excellent	S5	S10	S15	S20
			4.72	4.66	4.66	4.91

Note: The TASC Score is out of a maximum possible 100, the Mean Score for each Factor is out of 20, and the Score for each statement (S1 to S20) is out of 5.

Your feedback/comments/academic suggestions shall be deeply appreciated and highly valued. You may contact the author by e-mail on the address: tascmaster@gmail.com

TASC PROFILE

(TEACHER ASSESSMENT SCALE)

INDIVIDUAL

Name of the Teacher: **Trupti Sapkale**

Department: **English**

Faculty: **Languages**

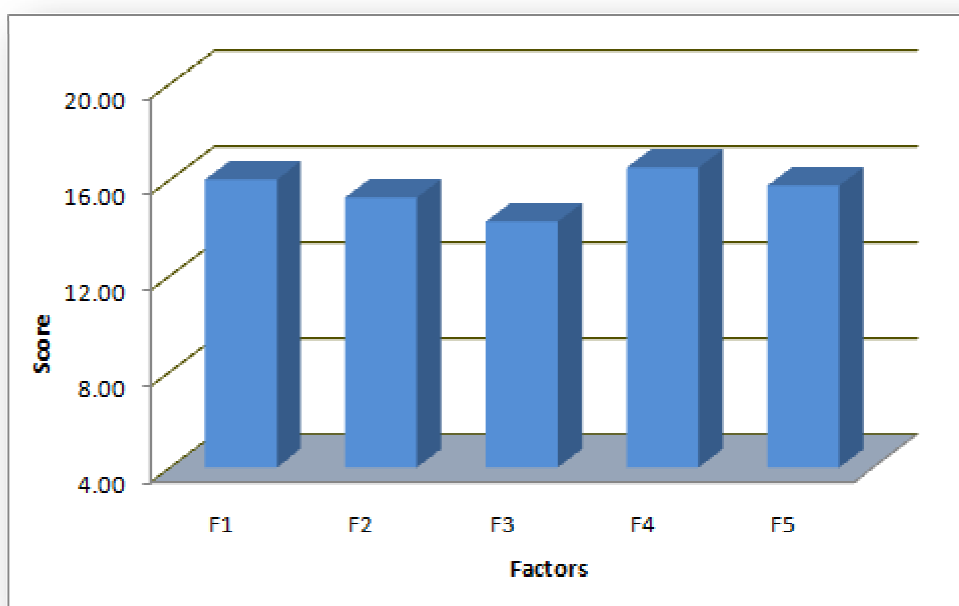
Year of Assessment: **2017-18**

Number of Students: **04**

TASC Score: **77.75**

Overall Description: **Good**

GRAPHICAL DISTRIBUTION OF SCORES ON THE FIVE FACTORS



Factor	Mean Score	Description	Statements covering each factor with respective Scores			
F1: Knowledge of Subject	16.00	Good	S1	S6	S11	S16
			4.00	4.25	3.75	4.00
F2: Classroom Teaching & Communication	15.25	Good	S2	S7	S12	S17
			3.50	4.25	3.75	3.75
F3: Sincerity	14.25	Average	S3	S8	S13	S18
			3.25	3.75	3.25	4.00
F4: Attitude towards Students	16.50	Good	S4	S9	S14	S19
			4.25	4.25	4.00	4.00
F5: Facilitating Overall Development of Student	15.75	Good	S5	S10	S15	S20
			4.00	4.25	3.75	3.75

Note: The TASC Score is out of a maximum possible 100, the Mean Score for each Factor is out of 20, and the Score for each statement (S1 to S20) is out of 5.

Your feedback/comments/academic suggestions shall be deeply appreciated and highly valued. You may contact the author by e-mail on the address: tascmaster@gmail.com

TASC PROFILE

(TEACHER ASSESSMENT SCALE)

INDIVIDUAL

Name of the Teacher: **Miss V. M. Ingole**

Department: **Sociology**

Faculty: **Arts**

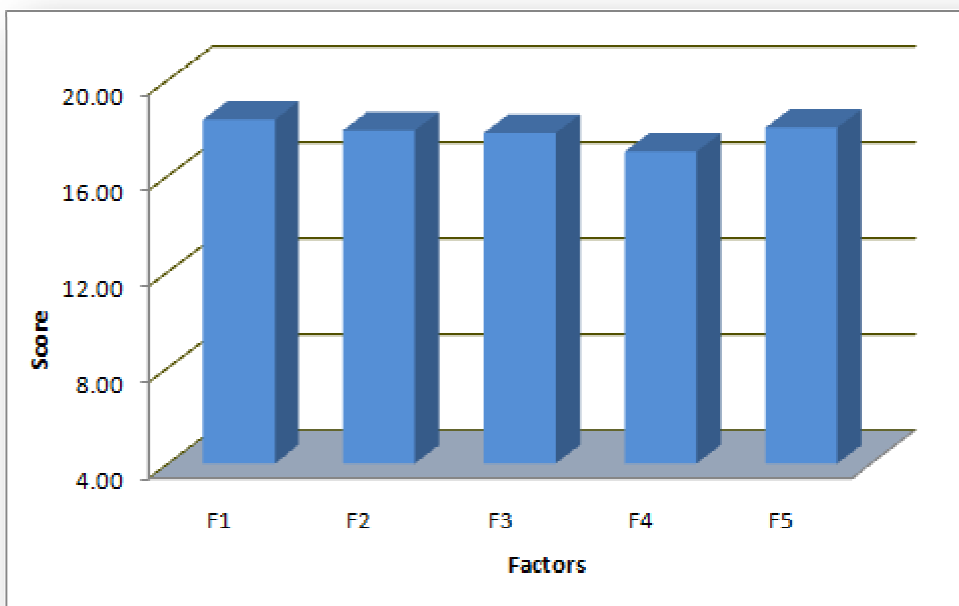
Year of Assessment: **2017-18**

Number of Students: **09**

TASC Score: **89.00**

Overall Description: **Good**

GRAPHICAL DISTRIBUTION OF SCORES ON THE FIVE FACTORS



Factor	Mean Score	Description	Statements covering each factor with respective Scores			
F1: Knowledge of Subject	18.33	Good	S1	S6	S11	S16
			4.78	4.67	4.44	4.44
F2: Classroom Teaching & Communication	17.89	Good	S2	S7	S12	S17
			4.67	4.44	4.22	4.56
F3: Sincerity	17.78	Good	S3	S8	S13	S18
			4.33	4.56	4.44	4.44
F4: Attitude towards Students	17.00	Good	S4	S9	S14	S19
			4.33	3.67	4.44	4.56
F5: Facilitating Overall Development of Student	18.00	Good	S5	S10	S15	S20
			4.44	4.56	4.56	4.44

Note: The TASC Score is out of a maximum possible 100, the Mean Score for each Factor is out of 20, and the Score for each statement (S1 to S20) is out of 5.

Your feedback/comments/academic suggestions shall be deeply appreciated and highly valued. You may contact the author by e-mail on the address: tascmaster@gmail.com

TASC PROFILE

(TEACHER ASSESSMENT SCALE)

INDIVIDUAL

Name of the Teacher: **Ms. V. K. Shelake**

Department: **Psychology**

Faculty: **Arts**

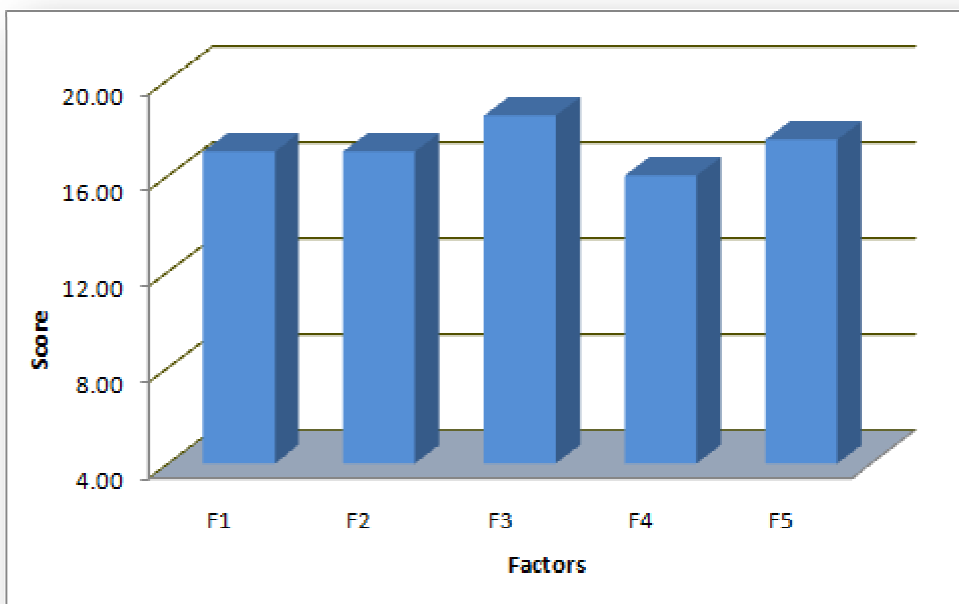
Year of Assessment: **2017-18**

Number of Students: **02**

TASC Score: **86.00**

Overall Description: **Good**

GRAPHICAL DISTRIBUTION OF SCORES ON THE FIVE FACTORS



Factor	Mean Score	Description	Statements covering each factor with respective Scores			
F1: Knowledge of Subject	17.00	Good	S1	S6	S11	S16
			4.00	4.50	4.50	4.00
F2: Classroom Teaching & Communication	17.00	Good	S2	S7	S12	S17
			4.00	4.00	4.00	5.00
F3: Sincerity	18.50	Good	S3	S8	S13	S18
			4.50	4.50	4.50	5.00
F4: Attitude towards Students	16.00	Good	S4	S9	S14	S19
			4.00	3.50	3.50	5.00
F5: Facilitating Overall Development of Student	17.50	Good	S5	S10	S15	S20
			3.50	4.50	4.50	5.00

Note: The TASC Score is out of a maximum possible 100, the Mean Score for each Factor is out of 20, and the Score for each statement (S1 to S20) is out of 5.

Your feedback/comments/academic suggestions shall be deeply appreciated and highly valued. You may contact the author by e-mail on the address: tascmaster@gmail.com

TASC PROFILE (TEACHER ASSESSMENT SCALE)

INDIVIDUAL

Name of the Teacher: **Nuzhat Parveen Shaikh**

Department: **Urdu**

Faculty: **Languages**

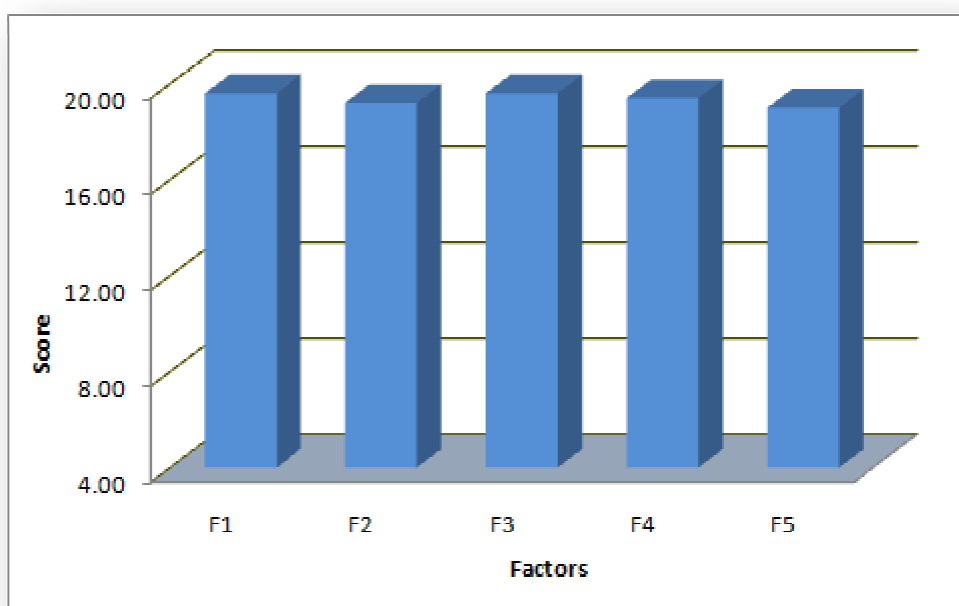
Year of Assessment: **2017-18**

Number of Students: **05**

TASC Score: **96.80**

Overall Description: **Excellent**

GRAPHICAL DISTRIBUTION OF SCORES ON THE FIVE FACTORS



Factor	Mean Score	Description	Statements covering each factor with respective Scores			
F1: Knowledge of Subject	19.60	Excellent	S1	S6	S11	S16
			4.80	4.80	5.00	5.00
F2: Classroom Teaching & Communication	19.20	Excellent	S2	S7	S12	S17
			4.80	5.00	4.60	4.80
F3: Sincerity	19.60	Excellent	S3	S8	S13	S18
			5.00	5.00	4.80	4.80
F4: Attitude towards Students	19.40	Excellent	S4	S9	S14	S19
			5.00	4.60	4.80	5.00
F5: Facilitating Overall Development of Student	19.00	Excellent	S5	S10	S15	S20
			4.80	4.80	4.60	4.80

Note: The TASC Score is out of a maximum possible 100, the Mean Score for each Factor is out of 20, and the Score for each statement (S1 to S20) is out of 5.

Your feedback/comments/academic suggestions shall be deeply appreciated and highly valued. You may contact the author by e-mail on the address: tascmaster@gmail.com

TASC PROFILE (TEACHER ASSESSMENT SCALE)

INDIVIDUAL

Name of the Teacher: **P. H. Bhujade**

Department: **Sociology**

Faculty: **Arts**

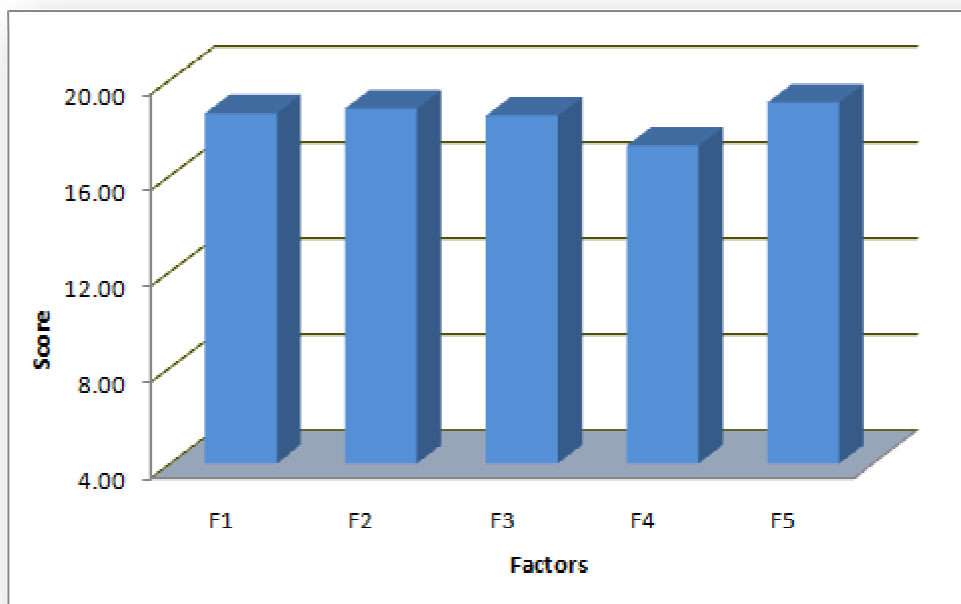
Year of Assessment: **2017-18**

Number of Students: **20**

TASC Score: **92.20**

Overall Description: **Good**

GRAPHICAL DISTRIBUTION OF SCORES ON THE FIVE FACTORS



Factor	Mean Score	Description	Statements covering each factor with respective Scores			
F1: Knowledge of Subject	18.60	Excellent	S1	S6	S11	S16
			4.80	4.60	4.60	4.60
F2: Classroom Teaching & Communication	18.80	Excellent	S2	S7	S12	S17
			4.75	4.70	4.70	4.65
F3: Sincerity	18.50	Good	S3	S8	S13	S18
			4.60	4.65	4.55	4.70
F4: Attitude towards Students	17.25	Good	S4	S9	S14	S19
			4.35	3.80	4.55	4.55
F5: Facilitating Overall Development of Student	19.05	Excellent	S5	S10	S15	S20
			4.85	4.80	4.70	4.70

Note: The TASC Score is out of a maximum possible 100, the Mean Score for each Factor is out of 20, and the Score for each statement (S1 to S20) is out of 5.

Your feedback/comments/academic suggestions shall be deeply appreciated and highly valued. You may contact the author by e-mail on the address: tascmaster@gmail.com

TASC PROFILE

(TEACHER ASSESSMENT SCALE)

INDIVIDUAL

Name of the Teacher: **R. R. Madkar**

Department: **History**

Faculty: **Arts**

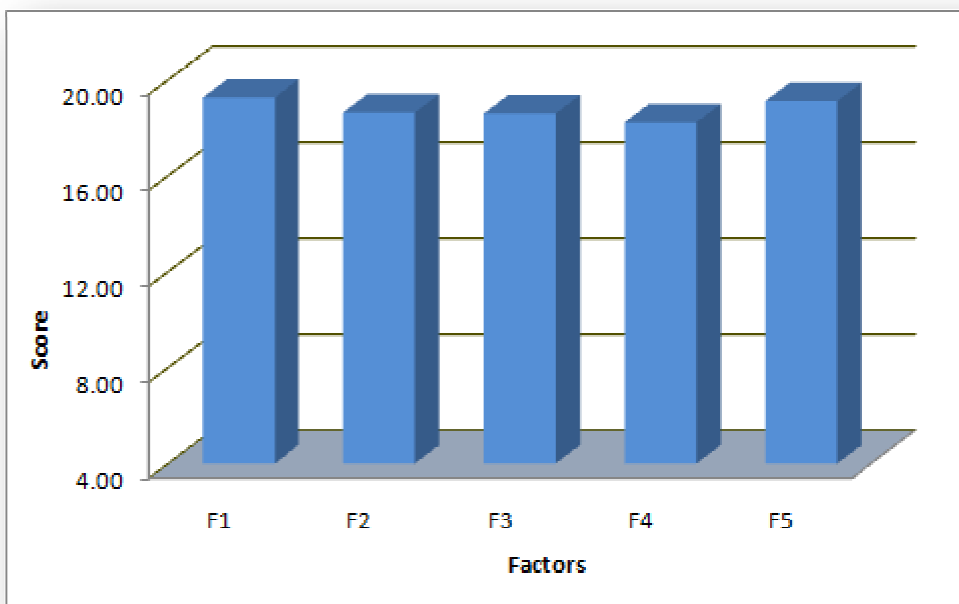
Year of Assessment: **2017-18**

Number of Students: **27**

TASC Score: **93.81**

Overall Description: **Excellent**

GRAPHICAL DISTRIBUTION OF SCORES ON THE FIVE FACTORS



Factor	Mean Score	Description	Statements covering each factor with respective Scores			
F1: Knowledge of Subject	19.26	Excellent	S1	S6	S11	S16
			4.93	4.78	4.74	4.81
F2: Classroom Teaching & Communication	18.63	Excellent	S2	S7	S12	S17
			4.63	4.67	4.59	4.74
F3: Sincerity	18.59	Excellent	S3	S8	S13	S18
			4.67	4.81	4.41	4.70
F4: Attitude towards Students	18.22	Good	S4	S9	S14	S19
			4.63	4.63	4.48	4.48
F5: Facilitating Overall Development of Student	19.11	Excellent	S5	S10	S15	S20
			4.85	4.78	4.74	4.74

Note: The TASC Score is out of a maximum possible 100, the Mean Score for each Factor is out of 20, and the Score for each statement (S1 to S20) is out of 5.

Your feedback/comments/academic suggestions shall be deeply appreciated and highly valued. You may contact the author by e-mail on the address: tascmaster@gmail.com

TASC PROFILE

(TEACHER ASSESSMENT SCALE)

INDIVIDUAL

Name of the Teacher: **Rajshaikh Banebabu**

Department: **Physics**

Faculty: **Science**

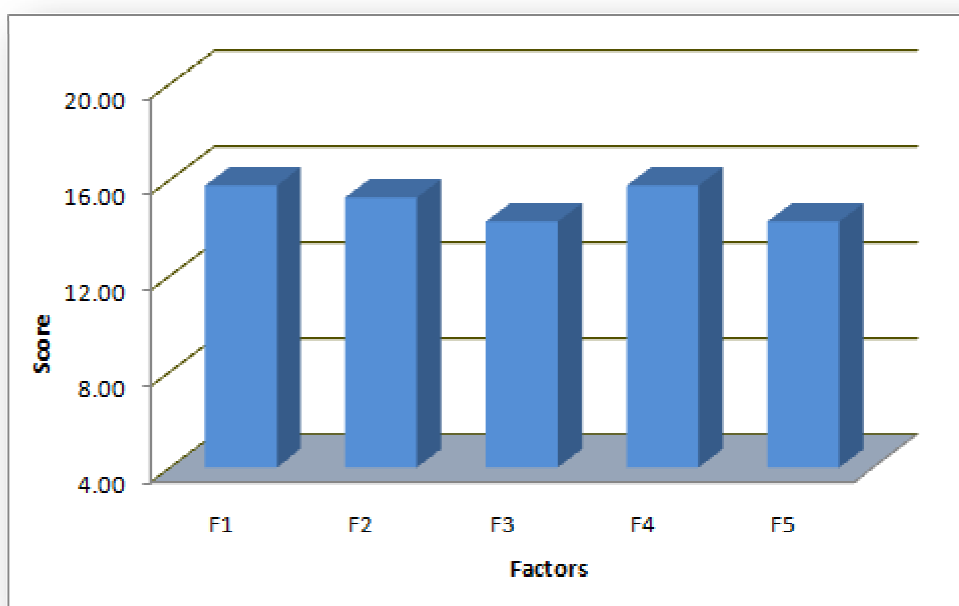
Year of Assessment: **2017-18**

Number of Students: **04**

TASC Score: **75.25**

Overall Description: **Good**

GRAPHICAL DISTRIBUTION OF SCORES ON THE FIVE FACTORS



Factor	Mean Score	Description	Statements covering each factor with respective Scores			
F1: Knowledge of Subject	15.75	Good	S1	S6	S11	S16
			4.25	4.00	4.00	3.50
F2: Classroom Teaching & Communication	15.25	Good	S2	S7	S12	S17
			3.75	3.50	3.75	4.25
F3: Sincerity	14.25	Average	S3	S8	S13	S18
			3.50	3.25	3.50	4.00
F4: Attitude towards Students	15.75	Good	S4	S9	S14	S19
			3.75	4.25	3.75	4.00
F5: Facilitating Overall Development of Student	14.25	Average	S5	S10	S15	S20
			3.50	3.75	3.50	3.50

Note: The TASC Score is out of a maximum possible 100, the Mean Score for each Factor is out of 20, and the Score for each statement (S1 to S20) is out of 5.

Your feedback/comments/academic suggestions shall be deeply appreciated and highly valued. You may contact the author by e-mail on the address: tascmaster@gmail.com

TASC PROFILE

(TEACHER ASSESSMENT SCALE)

INDIVIDUAL

Name of the Teacher: **S. Faruqi**

Department: **Microbiology**

Faculty: **Science**

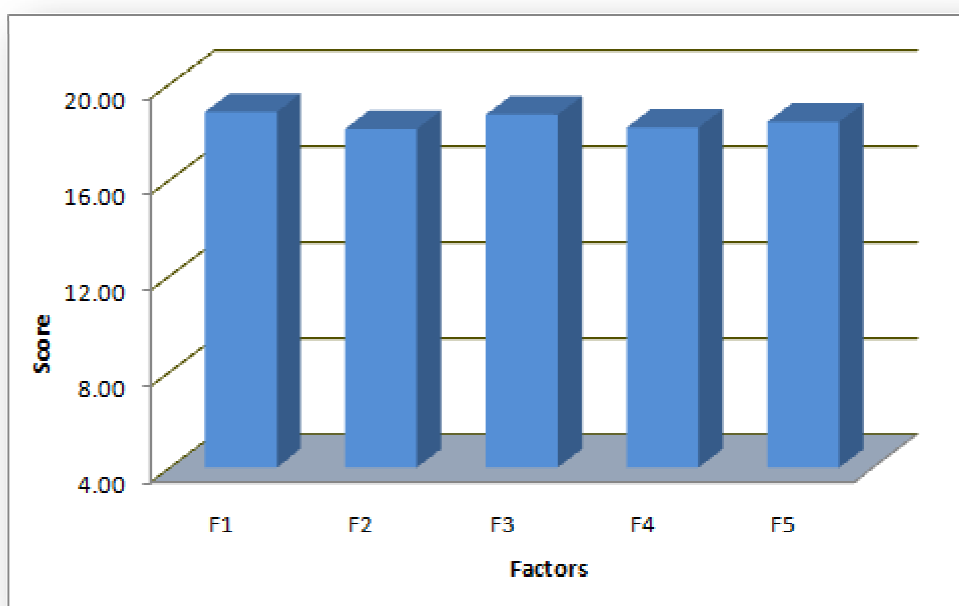
Year of Assessment: **2017-18**

Number of Students: **17**

TASC Score: **92.24**

Overall Description: **Good**

GRAPHICAL DISTRIBUTION OF SCORES ON THE FIVE FACTORS



Factor	Mean Score	Description	Statements covering each factor with respective Scores			
F1: Knowledge of Subject	18.82	Excellent	S1	S6	S11	S16
			4.88	4.65	4.76	4.53
F2: Classroom Teaching & Communication	18.12	Good	S2	S7	S12	S17
			4.71	4.65	4.18	4.59
F3: Sincerity	18.71	Excellent	S3	S8	S13	S18
			4.71	4.65	4.65	4.71
F4: Attitude towards Students	18.18	Good	S4	S9	S14	S19
			4.76	4.41	4.59	4.41
F5: Facilitating Overall Development of Student	18.41	Good	S5	S10	S15	S20
			4.59	4.59	4.59	4.65

Note: The TASC Score is out of a maximum possible 100, the Mean Score for each Factor is out of 20, and the Score for each statement (S1 to S20) is out of 5.

Your feedback/comments/academic suggestions shall be deeply appreciated and highly valued. You may contact the author by e-mail on the address: tascmaster@gmail.com

TASC PROFILE (TEACHER ASSESSMENT SCALE)

INDIVIDUAL

Name of the Teacher: **S. P. Jogdand**

Department: **Public Administration**

Faculty: **Arts**

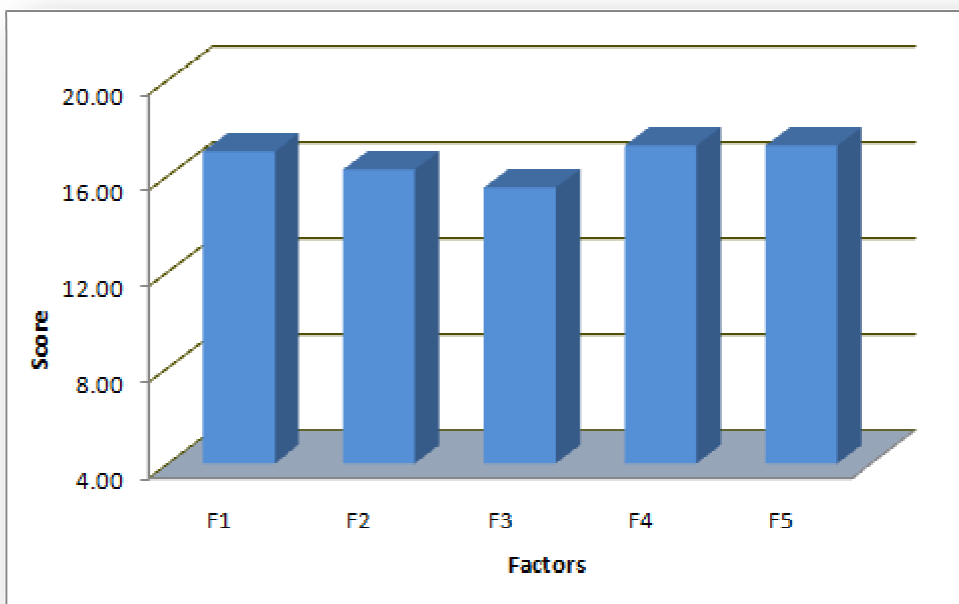
Year of Assessment: **2017-18**

Number of Students: **04**

TASC Score: **83.25**

Overall Description: **Good**

GRAPHICAL DISTRIBUTION OF SCORES ON THE FIVE FACTORS



Factor	Mean Score	Description	Statements covering each factor with respective Scores			
F1: Knowledge of Subject	17.00	Good	S1	S6	S11	S16
			4.50	4.00	4.25	4.25
F2: Classroom Teaching & Communication	16.25	Good	S2	S7	S12	S17
			3.75	3.75	4.25	4.50
F3: Sincerity	15.50	Good	S3	S8	S13	S18
			3.75	4.00	3.75	4.00
F4: Attitude towards Students	17.25	Good	S4	S9	S14	S19
			4.00	4.50	4.50	4.25
F5: Facilitating Overall Development of Student	17.25	Good	S5	S10	S15	S20
			4.00	4.50	4.50	4.25

Note: The TASC Score is out of a maximum possible 100, the Mean Score for each Factor is out of 20, and the Score for each statement (S1 to S20) is out of 5.

Your feedback/comments/academic suggestions shall be deeply appreciated and highly valued. You may contact the author by e-mail on the address: tascmaster@gmail.com

TASC PROFILE

(TEACHER ASSESSMENT SCALE)

INDIVIDUAL

Name of the Teacher: **S. R. Godsay**

Department: **Home Science**

Faculty: **Arts**

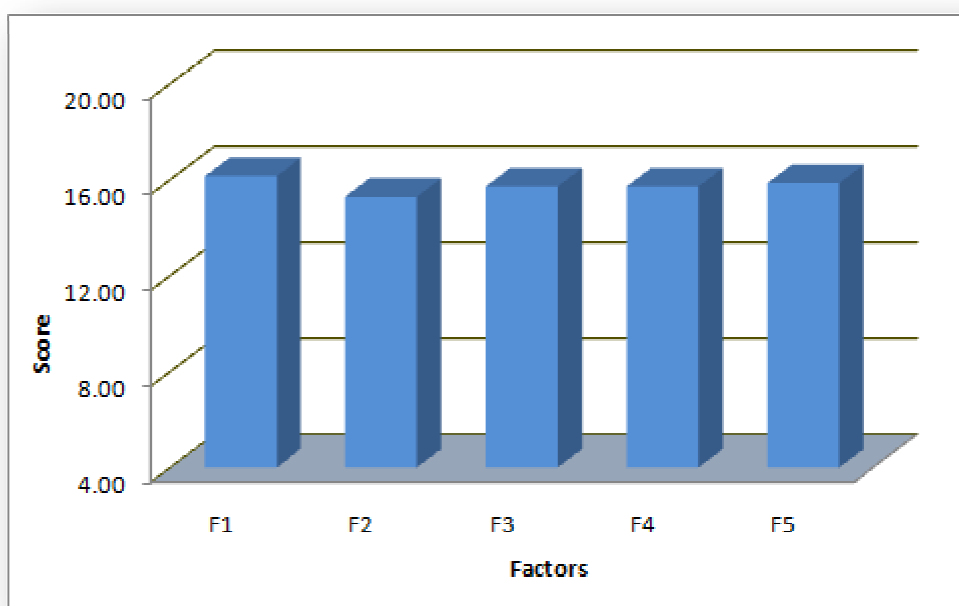
Year of Assessment: **2017-18**

Number of Students: **07**

TASC Score: **78.71**

Overall Description: **Good**

GRAPHICAL DISTRIBUTION OF SCORES ON THE FIVE FACTORS



Factor	Mean Score	Description	Statements covering each factor with respective Scores			
F1: Knowledge of Subject	16.14	Good	S1	S6	S11	S16
			4.29	4.00	4.29	3.57
F2: Classroom Teaching & Communication	15.29	Good	S2	S7	S12	S17
			3.86	4.00	3.71	3.71
F3: Sincerity	15.71	Good	S3	S8	S13	S18
			4.14	4.00	4.00	3.57
F4: Attitude towards Students	15.71	Good	S4	S9	S14	S19
			4.00	3.71	4.00	4.00
F5: Facilitating Overall Development of Student	15.86	Good	S5	S10	S15	S20
			3.86	4.14	3.86	4.00

Note: The TASC Score is out of a maximum possible 100, the Mean Score for each Factor is out of 20, and the Score for each statement (S1 to S20) is out of 5.

Your feedback/comments/academic suggestions shall be deeply appreciated and highly valued. You may contact the author by e-mail on the address: tascmaster@gmail.com

TASC PROFILE

(TEACHER ASSESSMENT SCALE)

INDIVIDUAL

Name of the Teacher: **P. R. Shinde**

Department: **Chemistry**

Faculty: **Science**

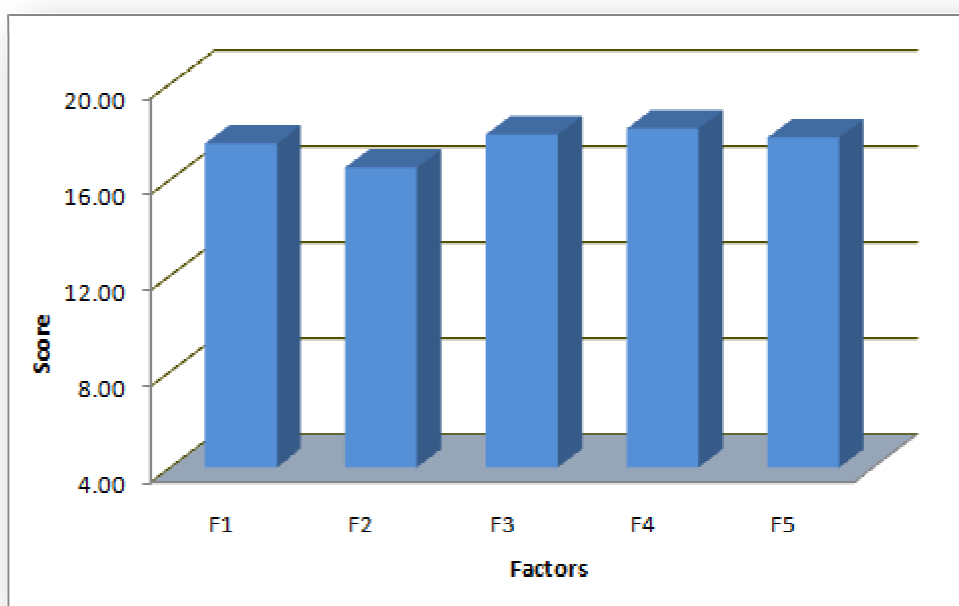
Year of Assessment: **2017-18**

Number of Students: **08**

TASC Score: **87.75**

Overall Description: **Good**

GRAPHICAL DISTRIBUTION OF SCORES ON THE FIVE FACTORS



Factor	Mean Score	Description	Statements covering each factor with respective Scores			
F1: Knowledge of Subject	17.50	Good	S1	S6	S11	S16
			4.50	4.25	4.38	4.38
F2: Classroom Teaching & Communication	16.50	Good	S2	S7	S12	S17
			3.88	3.88	4.25	4.50
F3: Sincerity	17.88	Good	S3	S8	S13	S18
			4.50	4.63	4.50	4.25
F4: Attitude towards Students	18.13	Good	S4	S9	S14	S19
			4.75	4.50	4.50	4.38
F5: Facilitating Overall Development of Student	17.75	Good	S5	S10	S15	S20
			4.25	4.50	4.75	4.25

Note: The TASC Score is out of a maximum possible 100, the Mean Score for each Factor is out of 20, and the Score for each statement (S1 to S20) is out of 5.

s

Your feedback/comments/academic suggestions shall be deeply appreciated and highly valued. You may contact the author by e-mail on the address: tascmaster@gmail.com

TASC PROFILE

(TEACHER ASSESSMENT SCALE)

INDIVIDUAL

Name of the Teacher: **Smt. N .N. Lad**

Department: **Psychology**

Faculty: **Arts**

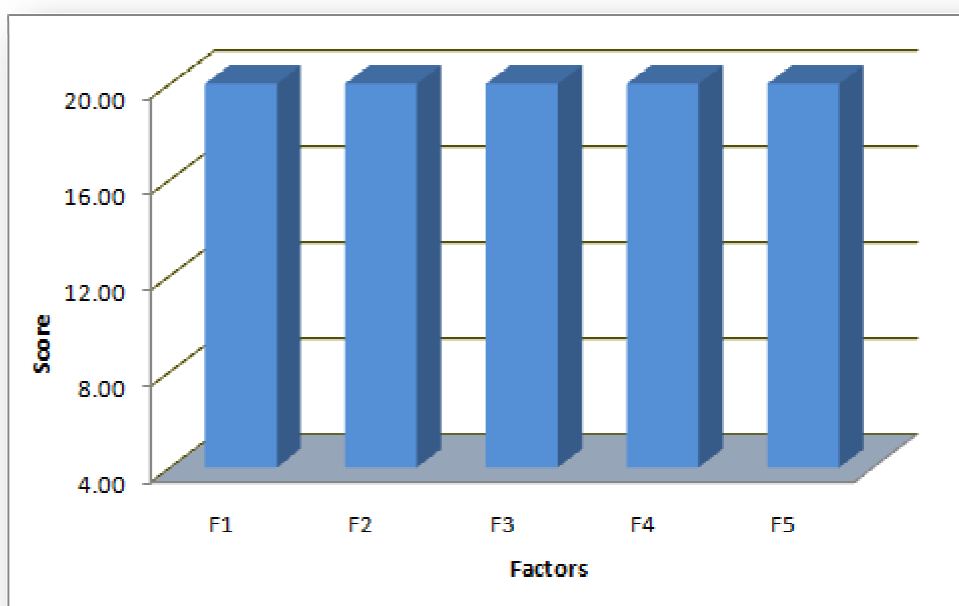
Year of Assessment: **2017-18**

Number of Students: **01**

TASC Score: **100**

Overall Description: **Excellent**

GRAPHICAL DISTRIBUTION OF SCORES ON THE FIVE FACTORS



Factor	Mean Score	Description	Statements covering each factor with respective Scores			
F1: Knowledge of Subject	20.00	Excellent	S1	S6	S11	S16
			5.00	5.00	5.00	5.00
F2: Classroom Teaching & Communication	20.00	Excellent	S2	S7	S12	S17
			5.00	5.00	5.00	5.00
F3: Sincerity	20.00	Excellent	S3	S8	S13	S18
			5.00	5.00	5.00	5.00
F4: Attitude towards Students	20.00	Excellent	S4	S9	S14	S19
			5.00	5.00	5.00	5.00
F5: Facilitating Overall Development of Student	20.00	Excellent	S5	S10	S15	S20
			5.00	5.00	5.00	5.00

Note: The TASC Score is out of a maximum possible 100, the Mean Score for each Factor is out of 20, and the Score for each statement (S1 to S20) is out of 5.

Your feedback/comments/academic suggestions shall be deeply appreciated and highly valued. You may contact the author by e-mail on the address: tascmaster@gmail.com

TASC PROFILE

(TEACHER ASSESSMENT SCALE)

INDIVIDUAL

Name of the Teacher: **Smt. S. P. Bharambe**

Department: **Microbiology**

Faculty: **Science**

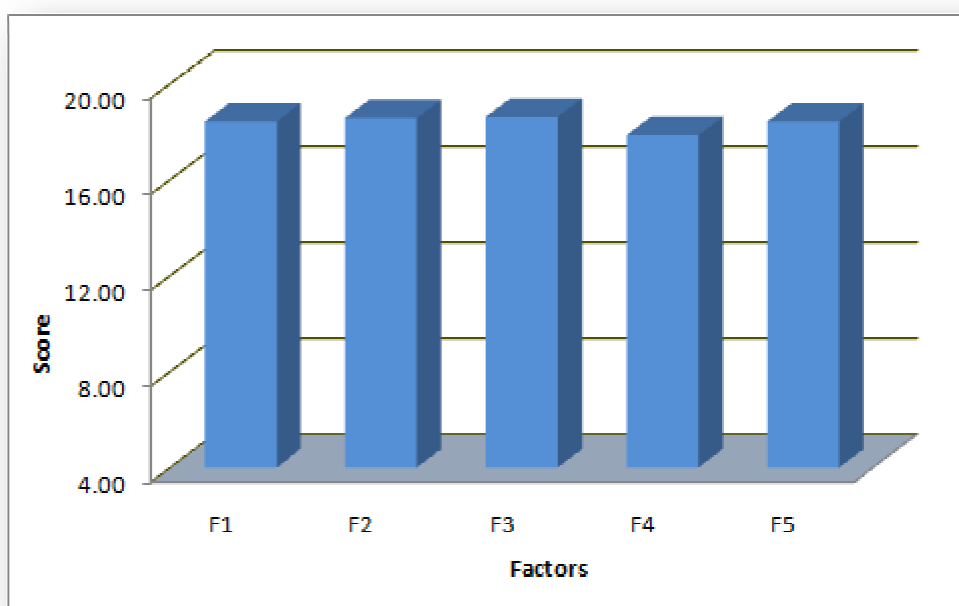
Year of Assessment: **2017-18**

Number of Students: **21**

TASC Score: **91.90**

Overall Description: **Good**

GRAPHICAL DISTRIBUTION OF SCORES ON THE FIVE FACTORS



Factor	Mean Score	Description	Statements covering each factor with respective Scores			
F1: Knowledge of Subject	18.43	Good	S1	S6	S11	S16
			4.62	4.67	4.57	4.57
F2: Classroom Teaching & Communication	18.57	Excellent	S2	S7	S12	S17
			4.67	4.71	4.48	4.71
F3: Sincerity	18.62	Excellent	S3	S8	S13	S18
			4.67	4.76	4.62	4.57
F4: Attitude towards Students	17.86	Good	S4	S9	S14	S19
			4.52	4.29	4.57	4.48
F5: Facilitating Overall Development of Student	18.43	Good	S5	S10	S15	S20
			4.62	4.67	4.57	4.57

Note: The TASC Score is out of a maximum possible 100, the Mean Score for each Factor is out of 20, and the Score for each statement (S1 to S20) is out of 5.

Your feedback/comments/academic suggestions shall be deeply appreciated and highly valued. You may contact the author by e-mail on the address: tascmaster@gmail.com

Teachers' Feedback on Curriculum

Table 1: Number of feedbacks received from Departments

Sr. No.	Department	No. of Feedback Collected
01	BOTANY	1
02	CHEMISTRY & POLYMER CHEMISTRY	3
03	ECONOMICS	2
04	ENGLISH	1
05	GEOGRAPHY	3
06	HINDI	1
07	HOME SCIENCE	3
08	MICROBIOLOGY	1
09	MUSIC	1
10	PHYSICAL EDUCATION	1
11	PHYSICS	1
12	POLITICAL SCIENCE	2
13	PSYCHOLOGY	1
14	PUBLIC ADMINISTRATION	1
15	SANSKRIT	1
16	SOCIOLOGY	1
17	ZOOLOGY	2
	Grand Total	26

Graphical Representation of the Feedback received

A. Curriculum (Course) – Present Status (विषय अभ्यासक्रम – सद्य स्थिती) How satisfied you are with the (खालील मुद्द्यासंदर्भात आपली समाधान पातळी नोंदवा) –

Syllabus offered by the University for subject (Subject/ Course – Department named after)
(विद्यापीठाने दिलेला विषय अभ्यासक्रम)
26 responses

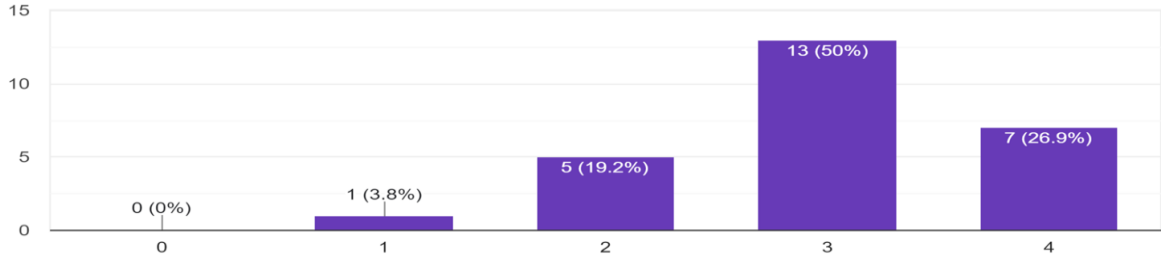


Chart No. 1

How satisfied are you with the Adequacy of course content (अभ्यासक्रमाची परिपूर्णता)
26 responses

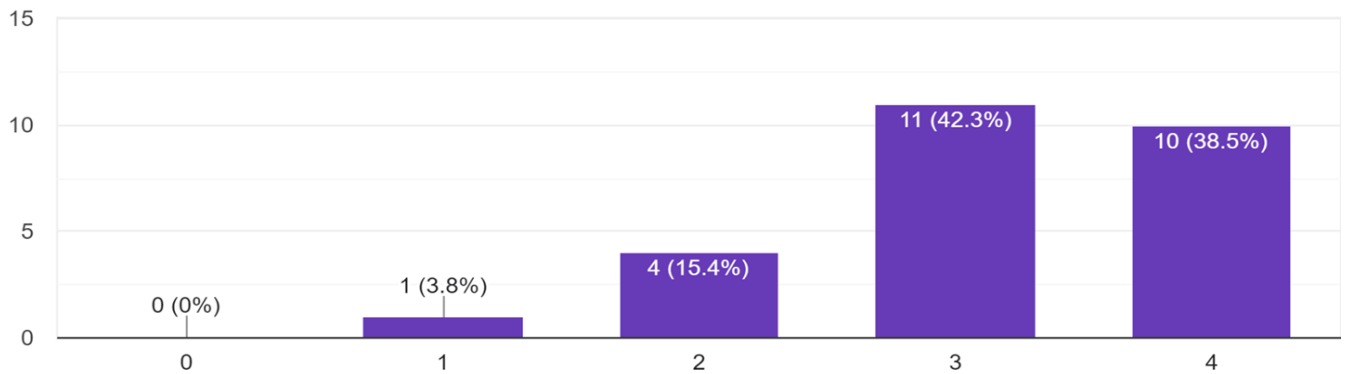


Chart No. 2

Scope for use of innovative teaching methods (Group discussion, use of audio-visual aids, student's seminar etc. co-curricular activities.) नाविन्यपूर्ण अध्यापन ... संसाधने, विद्यार्थ्यांची चर्चासत्रे इ. अभ्यासक्रमपूरक कृती)
26 responses

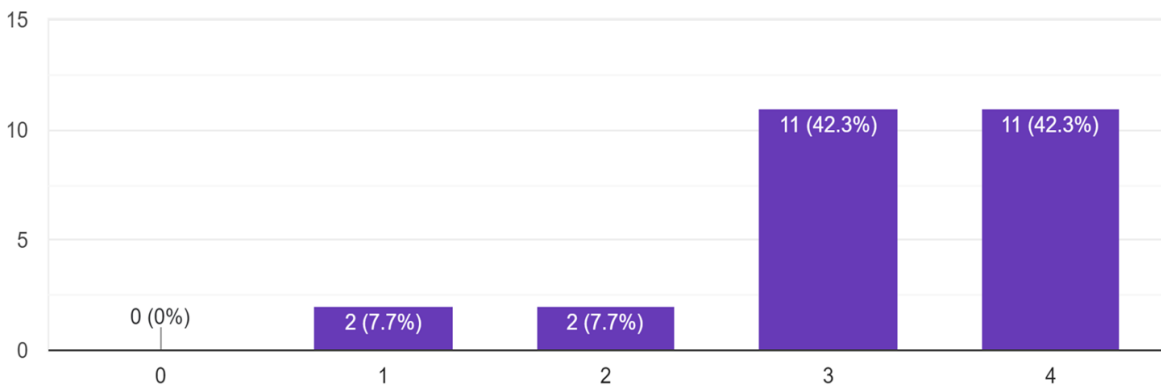


Chart No. 3

Learning value (in terms of knowledge, concepts, skills building, analytical abilities and in broadening one's perspectives) विषय अभ्यासक्रमाचे शैक...श्लेषणात्मकता आणि दृष्टीकोण व्यापक करण्याची क्षमता)
26 responses

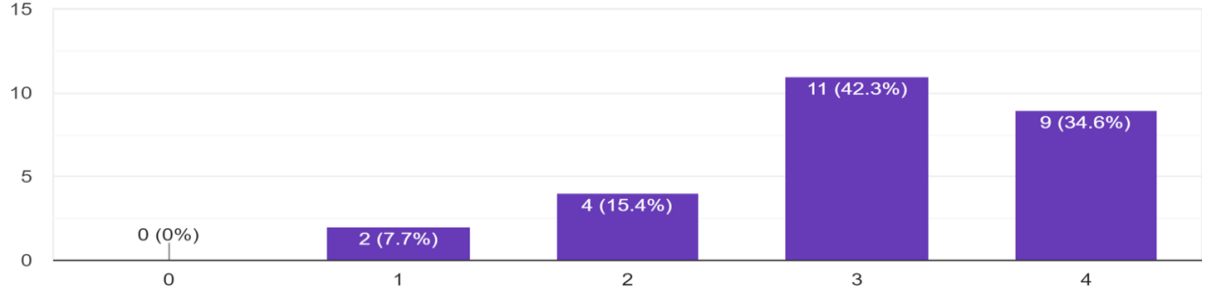


Chart No. 4

Availability of reading Material (Library/Internet /Others) आवश्यक अशा संसाधनांची (पुस्तके, संदर्भग्रंथ, इ.) उपलब्धता
26 responses

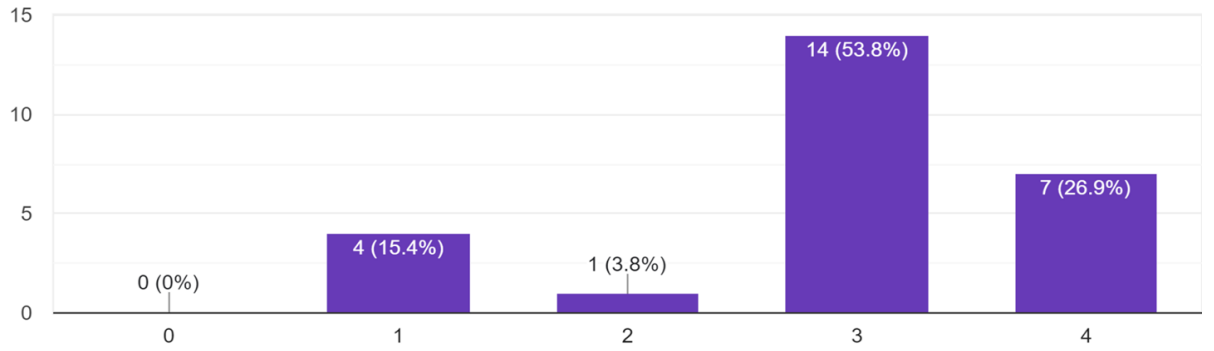


Chart No. 5

B. Curriculum (Course) – Scope for the Development. (विषय अभ्यासक्रम – सुधारणेसाठी असणारा वाव)

The relevance/ sufficiency of the courses meeting the industry requirements. (उद्योगधंद्याच्या दृष्टीने अभ्यासक्रमाची समर्पकता व परिपूर्णता)
26 responses

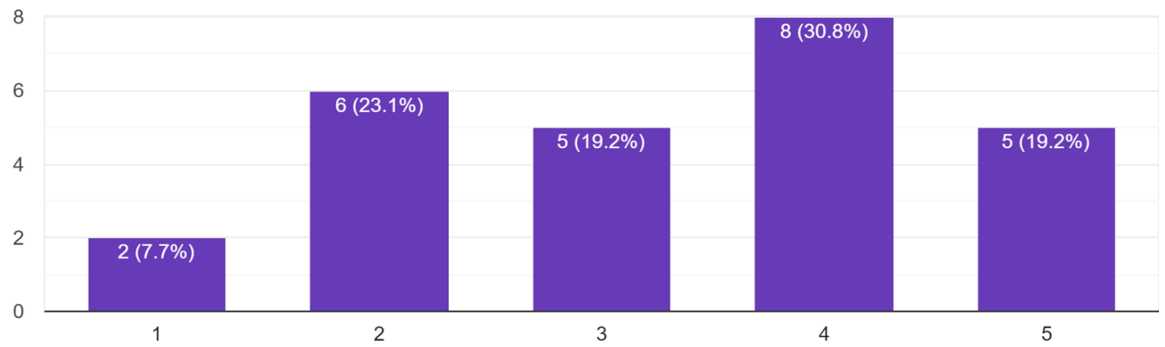


Chart No. 6

The relevance/ sufficiency of the courses meeting the Various competitive Exams such as, Civil services, NET/SET, IIT-JAM etc. (विविध स्पर्धा परीक्षा जसे...यटी जॅम त्यादृष्टीने अभ्यासक्रमाची समर्पकता व परिपूर्णता)

26 responses

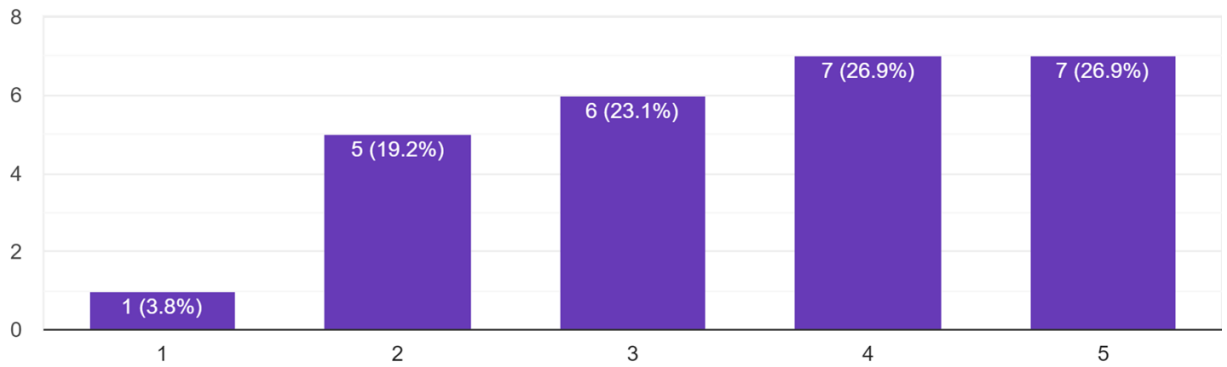


Chart No. 7

Need of Field projects in curriculum (प्रकल्प क्षेत्र अभ्यास याची अभ्यासक्रमातील आवश्यकता)

26 responses

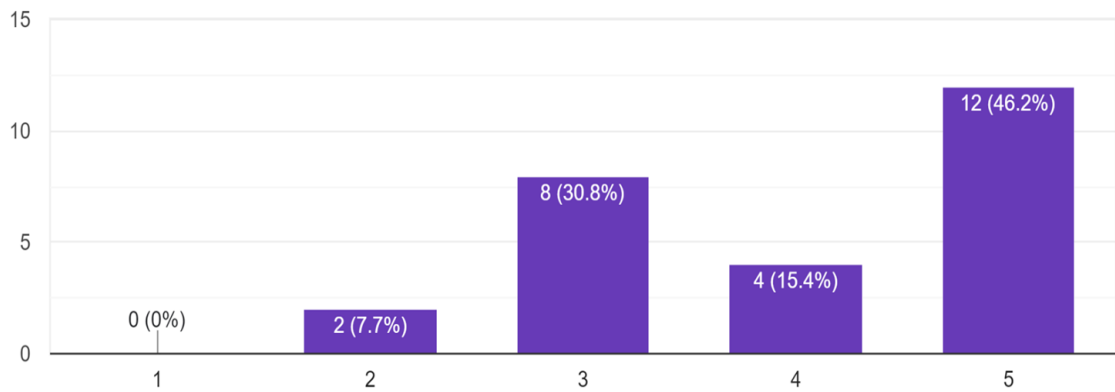


Chart No. 8

scope of the syllabus in enhancing entrepreneurship skills/ lifelong learning/ human values and ethics उद्योजकता कौशल्य आयुष्यभर शिकणे मानवी मूल्ये आणि नीतिशास्त्र यासाठी अभ्यासक्रमाचा आवाका

26 responses

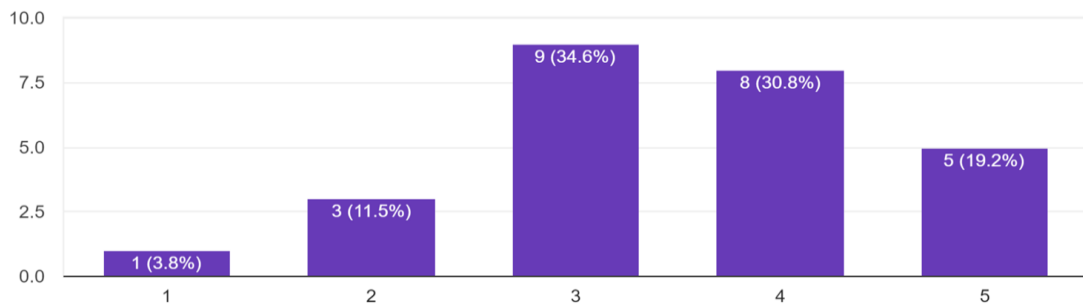


Chart No. 9

The curriculum facilitates an overall holistic development of the student अभ्यासक्रमाची विद्यार्थ्यांच्या सर्वांगीण विकासात असणारी भूमिका

26 responses

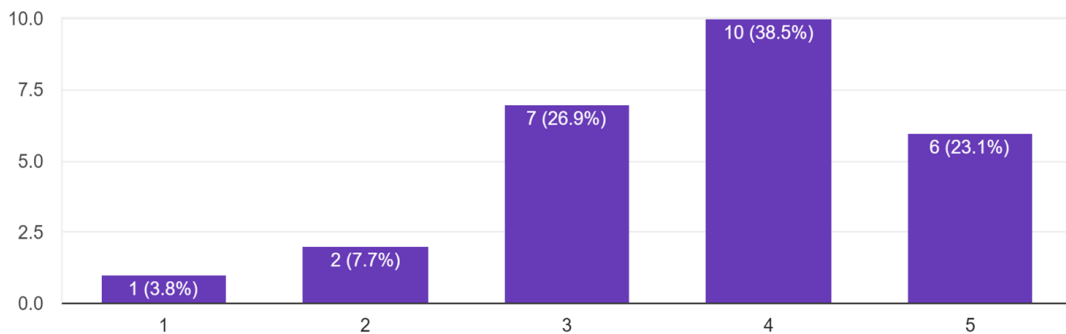


Chart No. 10

C. Descriptive

- syllabus will be more focused towards competitive examinations
- Need to incorporate skill based activities and content more in the curriculum
- Project work included in the syllabus is good for experiential learning but more diverse topics should be included and material on some of the topics are not easily available.
- Polymer Chemistry Syllabus need drastic changes. c
- All Syllabus and these related activity is very well
- विद्यार्थ्यांचा सर्वांगीण विकास होण्याच्या दृष्टीने अभ्यासक्रम तयार होणे आवश्यक
- Too large syllabus to complete within session
- विद्यार्थी सर्वांगीण विकासासाठी अतिशय चांगला आहे.
- The syllabus generally meets the appropriate criteria.
- Syllabus should be based on entrepreneurship also.
- Needs improvement in syllabus of Polymer chemistry

❖ Inference/Conclusion:

1. Teachers teaching respective curriculum given a little dissatisfactory feedback on curriculum in effect.
2. Teachers find syllabus lack in competitive exam preparation.
3. Syllabus also is lacking in skill oriented learning.
4. Emerging areas in science such as Nano chemistry, computation chemistry, computer assisted drug designing must be included.

Principal (I/C)

Government College of Arts and Science,

Aurangabad

The curriculum facilitates an overall holistic development of the student. अभ्यासक्रमाची विद्यार्थ्यांच्या सर्वांगीण विकासात असणारी भूमिका

26 responses

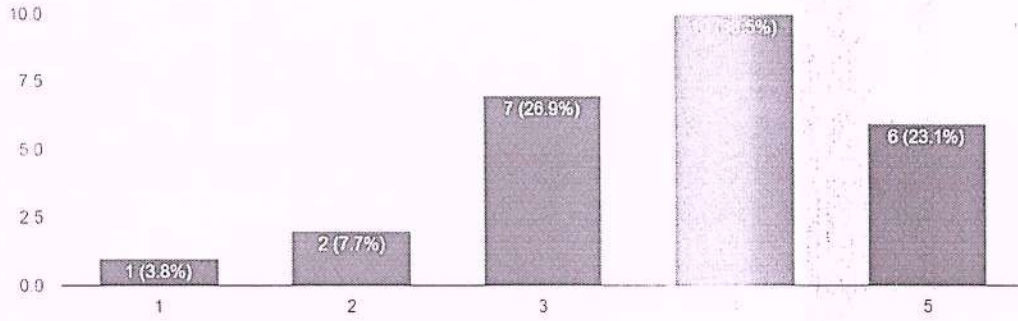


Chart No. 10

C. Descriptive

- syllabus will be more focused towards competitive examinations
- Need to incorporate skill based activities and content more in the curriculum
- Project work included in the syllabus is good for experiential learning but more diverse topics should be included and material on some of the topics are not easily available.
- Polymer Chemistry Syllabus need drastic changes. c
- All Syllabus and these related activity is very well
- विद्यार्थ्यांचा सर्वांगीण विकास होण्याच्या दृष्टीने अभ्यासक्रम तयार होणे आवश्यक
- Too large syllabus to complete within session
- विद्यार्थी सर्वांगीण विकासासाठी अतिशय चांगला आहे.
- The syllabus generally meets the appropriate criteria.
- Syllabus should be based on entrepreneurship also.
- Needs improvement in syllabus of Polymer chemistry

❖ Inference/Conclusion:

1. Teachers teaching respective curriculum given a little dissatisfactory feedback on curriculum in effect.
2. Teachers find syllabus lack in competitive exam preparation.
3. Syllabus also is lacking in skill oriented learning.
4. Emerging areas in science such as Nano chemistry, computation chemistry, computer assisted drug designing must be included.



Rajul Karki
Principal (I/C)

Government College of Arts and Science,

Aurangabad

PRINCIPAL

Govt. College of Arts & Science
Aurangabad